

CompactLogix 5380 Controllers Specifications

Catalog Numbers 5069-L306ER, 5069-L306ERM, 5069-L310ER, 5069-L310ER-NSE, 5069-L310ERM, 5069-L320ER, 5069-L320ERM, 5069-L330ER, 5069-L330ERM, 5069-L340ER, 5069-L340ERM

Topic	Page
Summary of Changes	2
Controller Use With Other Devices	8
Ethernet Node Limits	10
CompactLogix 5380 Controller Accessories	11
Additional Resources	14

The CompactLogix™ 5380 controllers are part of the Logix5000™ family of controllers. The controllers provide a scalable controller solution to address a wide variety of applications. The controllers are DIN rail mounted.

CompactLogix 5380 controllers can monitor and control local and remote I/O modules, and other devices connected to an EtherNet/IP network. The controllers provide the following functionality:

- Two EtherNet/IP ports with the option to use Dual-IP mode or Linear/DLR mode
- Use of 5069 Compact I/O™ module as local I/O modules
- One USB port
- Use of 1784-SD1 or 1784-SD2 Secure Digital (SD) card for nonvolatile memory
- Support for Integrated Motion over an EtherNet/IP network (not all CompactLogix 5380 controllers)

Summary of Changes

This publication revision includes information about the following CompactLogix 5380 controllers:

- 5069-L306ER, 5069-L306ERM
- 5069-L310ER, 5069-L310ER-NSE, 5069-L310ERM
- 5069-L320ERM
- 5069-L330ER, 5069-L330ERM
- 5069-L340ER

Features - CompactLogix 5380 Controllers

Feature	5069-L306ER, 5069-L306ERM	5069-L310ER, 5069-L310ER-NSE, 5069-L310ERM	5069-L320ER, 5069-L320ERM	5069-L330ER, 5069-L330ERM	5069-L340ER, 5069-L340ERM
Controller tasks <ul style="list-style-type: none"> • Continuous • Periodic • Event 	32 tasks 1000 programs/task All event triggers				
Built-in communication ports	1 USB port 2 EtherNet/IP ports IMPORTANT: Consider the following: <ul style="list-style-type: none"> – When the controller operates in Dual-IP mode, each Ethernet port requires a unique IP address. – When the controller operates in Linear/DLR mode, the controller uses only one IP address. 				
USB port communication	USB 2.0, Type B Full speed (12 Mbps) Programming, configuration, firmware flash, and on-line edits only				
Ethernet performance	10 Mbps, 100 Mbps, 1 Gbps Full Duplex only				
EtherNet/IP modes supported	Dual-IP mode (Available with the Logix Designer application, version 29.00.00 or later) Linear/DLR mode				
EtherNet/IP network topologies supported	<ul style="list-style-type: none"> • DLR • Star • Linear 				
EtherNet/IP nodes supported, max	16	24	40	50	55
Socket interfaces supported, max	32				
Integrated motion	5069-L306ERM controller only – As many as 2 axes	5069-L310ERM controller only – As many as 4 axes	5069-L320ERM controller only – As many as 8 axes	5069-L330ERM controller only – As many as 16 axes	5069-L340ERM controller only – As many as 20 axes
Programming languages	Ladder Diagram (LD) Structured Text (ST) Function Block Diagram (FBD) Sequential Function Chart (SFC)				
Integrated safety	N/A				

Technical Specifications - CompactLogix 5380 Controllers

Attribute	5069-L306ER, 5069-L306ERM	5069-L310ER, 5069-L310ER-NSE, 5069-L310ERM	5069-L320ER, 5069-L320ERM	5069-L330ER, 5069-L330ERM	5069-L340ER, 5069-L340ERM
Controller capacity	0.6 MB	1 MB	2 MB	3 MB	4 MB
Optional nonvolatile memory	1784-SD1 card 1784-SD2 card (shipped with the controller)				
Local I/O modules, max	8	8	16	31	31
Module Power bus (MOD Power) voltage range	18...32V DC				
Module Power bus (MOD Power) current, max	450 mA				
Module Power bus (MOD Power) inrush	850 mA for 125 ms				
Module Power bus (MOD Power) Passthrough voltage range	18...32V DC				
Module Power bus (MOD Power) current rating, max ⁽¹⁾	9.55 A				
Sensor Actuator (SA) Field Power voltage ranges	0...32V DC 0...240V AC, 47...63 Hz ATEX/IECEX, 125V AC max				
Sensor Actuator (SA) Field Power current, max	10 mA (DC power) 25 mA (AC power)				
Sensor Actuator Power bus (SA Power) Passthrough voltage ranges	0...32V DC 0...240V AC, 47...63 Hz ATEX/IECEX, 125V AC max				
Sensor Actuator Power bus (SA Power) current rating, max ⁽²⁾	9.95 A (DC power) 9.975 A (AC power)				
Power dissipation, max	8.5 W				
Thermal dissipation, max	29 BTU/hr				
Isolation voltage	300V (continuous), Basic Insulation Type, SA and MOD Power to Backplane 300V (continuous), Basic Insulation Type, SA to MOD Power 300V (continuous), Basic Insulation Type, Ethernet to Backplane 300V (continuous), Double Insulation Type, Ethernet to MOD Power 300V (continuous), Double Insulation Type, Ethernet to SA Power 50V (continuous), Functional Insulation Type, Ethernet to USB 300V (continuous), Basic Insulation Type, USB to Backplane 300V (continuous), Double Insulation Type, USB to MOD Power 300V (continuous), Double Insulation Type, USB to SA Power No isolation between Ethernet ports Type tested at 1500V AC for 60 s				

Technical Specifications - CompactLogix 5380 Controllers

Attribute	5069-L306ER, 5069-L306ERM	5069-L310ER, 5069-L310ER-NSE, 5069-L310ERM	5069-L320ER, 5069-L320ERM	5069-L330ER, 5069-L330ERM	5069-L340ER, 5069-L340ERM
Weight, approx	0.768 kg (1.693 lb)				
Dimensions (HxWxD), approx	143.97 x 98.10 x 136.81 mm (5.67 x 3.86 x 5.39 in.)				
Location	DIN rail mount (horizontal mount only)				
DIN rail	Compatible zinc-plated, chromate steel DIN rail. EN50022 - 35 x 7.5 mm (1.38 x 0.30 in.)				
Removable terminal block	RTBs are available in separately-ordered 5069 RTB kits. The MOD power connection uses a 4-point RTB, and the SA power connection uses a 6-point RTB. The following kits are available: <ul style="list-style-type: none"> Kit catalog number 5069-RTB64-SCREW contains RTB catalog numbers 5069-RTB6-SCREW and 5069-RTB4-SCREW Kit catalog number 5069-RTB64-SPRING contains RTB catalog numbers 5069-RTB6-SPRING and 5069-RTB4-SPRING 				
Terminal block torque	5069-RTB4-SCREW & 5069-RTB6-SCREW: 0.4 N•m (3.5 lb•in) 5069-RTB4-SPRING & 5069-RTB6-SPRING: N/A				
Wire size	5069-RTB4-SCREW, 5069-RTB6-SCREW connections: 0.5...1.5 mm ² (22...16 AWG) solid or stranded copper wire rated at 105 °C (221 °F), or greater, 3.5 mm (0.14 in.) max diameter including insulation, single wire connection only 5069-RTB4-SPRING, 5069-RTB6-SPRING connections: 0.5...1.5 mm ² (22...16 AWG) solid or stranded copper wire rated at 105 °C (221 °F), or greater, 2.9 mm (0.11 in.) max diameter including insulation, single wire connection only Ethernet connections: Ethernet Cabling and Installation according to IEC 61918 and IEC 61784-5-2				
Insulation stripping length	5069-RTB4-SCREW, 5069-RTB6-SCREW connections: 12 mm (0.47 in.) 5069-RTB4-SPRING, 5069-RTB6-SPRING connections: 10 mm (0.39 in.)				
Wire category ⁽³⁾	3 - on USB port 1 - on power ports 2 - on Ethernet ports				
Enclosure	None (open-style)				
North American temperature code	T4				
ATEX temperature code	T4				
IECEx temperature code	T4				

(1) Maximum level of MOD Power current that the module can pass through to the next module in the system. The specific level of current passed through varies based on system configuration. You must limit the external power supply that provides MOD power to 10 A, max, at 18...32V DC.

(2) Maximum level of SA Power current that the module can pass through to the next module in the system. The specific level of current passed through varies based on system configuration. You must limit the external power supply that provides SA power to 10 A, max at 18...32V DC in DC applications and to 10 A, max at 18...240V AC in AC applications.

(3) Use this Conductor Category information for planning conductor routing. See the Industrial Automation Wiring and Grounding Guidelines, publication [1770-4.1](#).

Environmental Specifications - CompactLogix 5380 Controllers

Attribute	5069-L306ER, 5069-L306ERM, 5069-L310ER, 5069-L310ER-NSE, 5069-L310ERM, 5069-L320ER, 5069-L320ERM, 5069-L330ER, 5069-L330ERM, 5069-L340ER, 5069-L340ERM
Temperature, operating IEC 60068-2-1 (Test Ad, Operating Cold), IEC 60068-2-2 (Test Bd, Operating Dry Heat), IEC 60068-2-14 (Test Na, Operating Thermal Shock)	0 °C < Ta < +60 °C (+32 °F < Ta < +140 °F)
Temperature, nonoperating IEC 60068-2-1 (Test Ab, Unpackaged Nonoperating Cold), IEC 60068-2-2 (Test Bb, Unpackaged Nonoperating Dry Heat), IEC 60068-2-14 (Test Na, Unpackaged Nonoperating Thermal Shock)	-40...+85 °C (-40...+185 °F)
Temperature, surrounding air, max	60 °C (140 °F)
Relative humidity IEC 60068-2-30 (Test Db, Unpackaged Damp Heat)	5...95% noncondensing
Vibration IEC 60068-2-6 (Test Fc, Operating)	5 g @ 10...500 Hz
Shock, operating IEC 60068-2-27 (Test Ea, Unpackaged Shock)	30 g
Shock, nonoperating IEC 60068-2-27 (Test Ea, Unpackaged Shock)	50 g
Emissions	IEC 61000-6-4
ESD immunity IEC 61000-4-2	6 kV contact discharges 8 kV air discharges
Radiated RF immunity IEC 61000-4-3	10V/m with 1 kHz sine-wave 80% AM from 80...2000 MHz 10V/m with 200 Hz 50% Pulse 100% AM @ 900 MHz 10V/m with 200 Hz 50% Pulse 100% AM @ 1890 MHz 3V/m with 1 kHz sine-wave 80% AM from 2000...2700 MHz
EFT/B immunity IEC 61000-4-4	± 4 kV at 5 kHz on power ports ± 2 kV at 5 kHz on Ethernet ports
Surge transient immunity IEC 61000-4-5	± 1 kV line-line (DM) and ± 2 kV line-earth (CM) on power ports ± 2 kV line-earth (CM) on Ethernet ports
Conducted RF immunity IEC 61000-4-6	10 Vrms with 1 kHz sine-wave 80% AM from 150 kHz...80 MHz
Voltage variation IEC 61000-4-29	10 ms interruption on MOD Power port

Certifications - CompactLogix 5380 Controllers

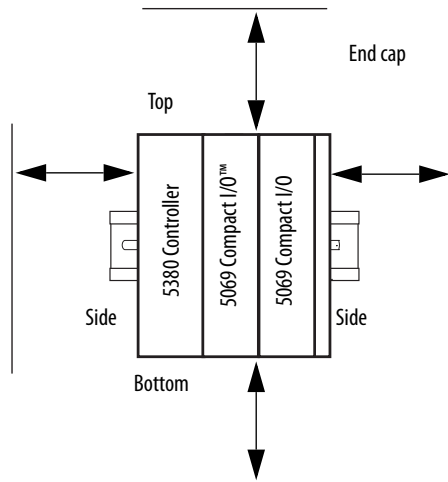
Certification ⁽¹⁾	5069-L306ER, 5069-L306ERM, 5069-L310ER, 5069-L310ER-NSE, 5069-L310ERM, 5069-L320ER, 5069-L320ERM, 5069-L330ER, 5069-L330ERM, 5069-L340ER, 5069-L340ERM
c-UL-us	UL Listed Industrial Control Equipment, certified for US and Canada. See UL File E65584. UL Listed for Class I, Division 2 Group A,B,C,D Hazardous Locations, certified for U.S. and Canada. See UL File E194810.
CE	European Union 2004/108/EC EMC Directive, compliant with: <ul style="list-style-type: none"> • EN 61326-1; Meas./Control/Lab., Industrial Requirements • EN 61000-6-2; Industrial Immunity • EN 61000-6-4; Industrial Emissions • EN 61131-2; Programmable Controllers (Clause 8, Zone A & B) European Union 2006/95/EC LVD, compliant with: <ul style="list-style-type: none"> • EN 61010-2-201; Control Equipment Safety Requirements
RCM	Australian Radiocommunications Act, compliant with: <ul style="list-style-type: none"> • EN 61000-6-4; Industrial Emissions
Ex	European Union 94/9/EC ATEX Directive, compliant with: <ul style="list-style-type: none"> • EN 60079-0; General Requirements • EN 60079-15; Potentially Explosive Atmospheres, Protection "n" • II 3 G Ex nA IIC T4 Gc • DEMKO 15 ATEX 1455X when used at or below 125V AC
IECEX	IECEX System, compliant with: <ul style="list-style-type: none"> • IEC 600079-0: General Requirements • IEC 60079-15; Potentially Explosive Atmospheres, Protection "n" • II 3 G Ex nA IIC T4 Gc • IECEX UL 15.0007X when used at or below 125V AC
KC	Korean Registration of Broadcasting and Communications Equipment, compliant with: <ul style="list-style-type: none"> • Article 58-2 of Radio Waves Act, Clause 3
EtherNet/IP	ODVA conformance tested to EtherNet/IP specifications

(1) See the Product Certification link at <http://www.ab.com> for Declarations of Conformity, Certificates, and other certification details.

Controller Minimum Spacing Requirements

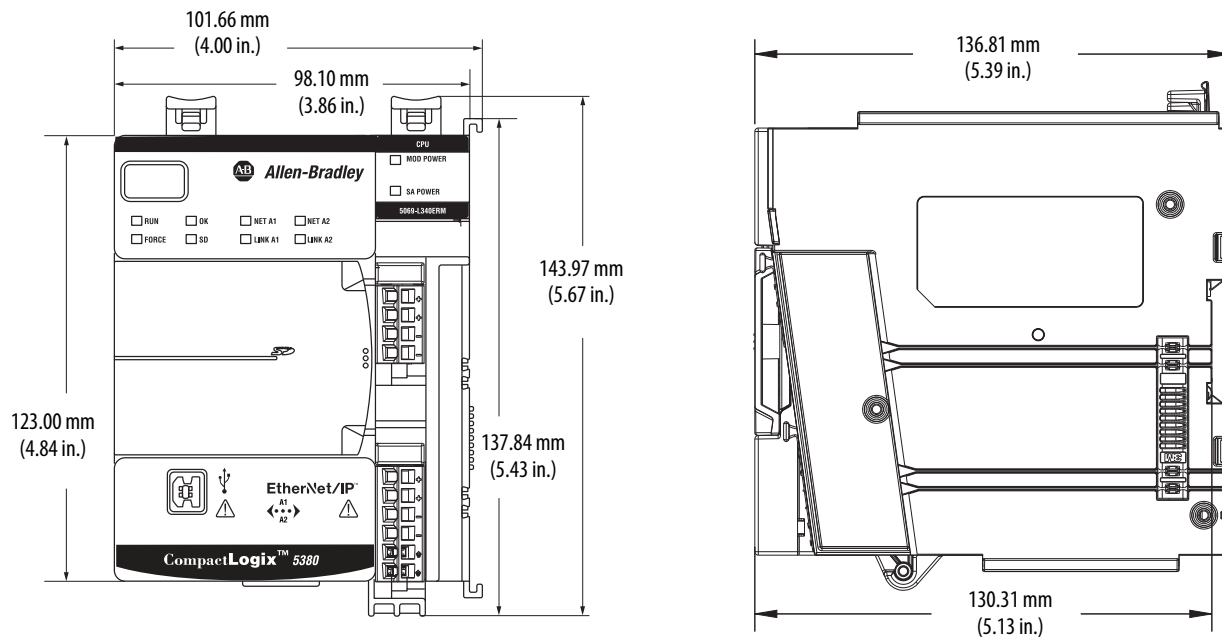
The minimum distance between the CompactLogix 5380 system and enclosure walls, wireways, and adjacent equipment varies based on the current operating temperature. The minimum distance on all sides of the system is as follows:

- 50.80 mm (2.00 in.) at 55 °C (131 °F)
- 101.60 mm (4.00 in.) at 60 °C (140 °F)



IMPORTANT CompactLogix 5380 systems can only be mounted horizontally.

Controller Dimensions



Controller Use With Other Devices

Your controller can control and communicate with the following devices:

- [Control I/O Modules](#)
- [Communicate with Display Devices](#)
- [Communicate with Other Controllers](#)

Control I/O Modules

The CompactLogix 5380 controllers can monitor and control local and remote I/O modules.

Local I/O Modules

A CompactLogix 5380 system uses 5069 Compact I/O modules as its local I/O modules. The number of local I/O modules that are supported in a CompactLogix 5380 system varies by controller catalog number.

Cat. No.	Local 5069 Compact I/O Modules Supported, Max
5069-L306ER, 5069-L306ERM	8
5069-L310ER, 5069-L310ER-NSE, 5069-L310ERM	8
5069-L320ER, 5069-L320ERM	16
5069-L330ER, 5069-L330ERM	31
5069-L340ER, 5069-L340ERM	31

Remote I/O Modules

The controller can connect to these remote I/O modules over an EtherNet/IP network.

IMPORTANT For maximum performance, we recommend that you use 5069 Compact I/O modules when you use remote I/O modules.

Module Type	I/O Module Family
Chassis-based I/O	1746 SLC™ I/O
	1756 ControlLogix® I/O
	1769 Compact I/O
	5069 Compact I/O
In-cabinet I/O	1734 POINT I/O™
	1794 FLEX™ I/O
On-Machine™ I/O	1732 ArmorBlock® I/O
	1738 ArmorPOINT® I/O

Communicate with Display Devices

The controller can communicate with these display devices over an EtherNet/IP network.

Device Type	Display
Industrial computers	Allen-Bradley® integrated-display rotating media (HDD) and solid-state (SSD) computers
	Allen-Bradley integrated-display computers with keypad
	Allen-Bradley non-display computers
Graphic terminals	PanelView™ Plus and PanelView CE terminals
	PanelView standard terminals
Message displays	InView™ message displays

Communicate with Other Controllers

The controller can communicate with these programmable controllers.

Controller Type	Controller Family
Programmable automation controller	CompactLogix 5370
	CompactLogix 5380
	Compact GuardLogix® 5370 (safety)
	ControlLogix 5570
	ControlLogix 5580
	GuardLogix 5570 (safety)
	1756 Armor™ ControlLogix (safety)
	1756 Armor GuardLogix (safety)
	1768 Compact GuardLogix (safety)
	1768 CompactLogix
	1769 Modular CompactLogix
	1769 Packaged CompactLogix
Programmable logic controllers	1789 SoftLogix™ 5800
	PowerFlex® with DriveLogix™
	1785 PLC-5 ^{®(1)}
	1747 SLC™ ⁽¹⁾
	1761 MicroLogix™ ⁽²⁾
	1762 MicroLogix ⁽²⁾
	1763 MicroLogix
	1764 MicroLogix ⁽²⁾
1766 MicroLogix	

(1) These controllers require a built-in Ethernet port or a 1761-NET-ENI, EtherNet/IP RS-232-C interface to communicate with a CompactLogix 5380 controller over an EtherNet/IP network.

(2) These controllers require a 1761-NET-ENI, EtherNet/IP RS-232-C interface to communicate with a CompactLogix 5380 controller over an EtherNet/IP network.

Ethernet Node Limits

When you configure a CompactLogix 5380 control system, you must account for the number of Ethernet nodes that you include in the I/O configuration section in the Studio 5000 Logix Designer® application project.

Maximum Number of Ethernet Nodes

The number of nodes that are supported in a Logix Designer application project varies by CompactLogix 5380 controller.

Cat. No.	Ethernet Nodes Supported
5069-L306ER, 5069-L306ERM	16
5069-L310ER, 5069-L310ER-NSE, 5069-L310ERM	24
5069-L320ER, 5069-L320ERM	40
5069-L330ER, 5069-L330ERM	50
5069-L340ER, 5069-L340ERM	55

Any devices that you add directly to the I/O configuration section are counted toward the Ethernet node limit. The following are examples of devices that must be counted:

- Remote communication adapters
- Devices with an embedded EtherNet/IP port, such as I/O modules, drives, and linking devices
- Remote controllers when a produce/consume connection is established between the two controllers
- HMI devices that are included in the I/O configuration tree
- Third-party devices that are directly connected to the EtherNet/IP network

CompactLogix 5380 Controller Accessories

The following accessories are used with a CompactLogix 5380 controller:

- [End Cap](#)
- [Memory Cards](#)
- [Removable Terminal Kits](#)
- [Ethernet Communication Cables](#)

End Cap

You must install an end cap, catalog number 5069-ECR, on the right side of the last module in a CompactLogix 5380 system. The end cap is shipped with the controller.



SHOCK HAZARD: The end cap covers the exposed interconnections on the last module in the system. If you do not install the end cap before powering the system, equipment damage or injury from electric shock can result.

Memory Cards

Memory cards, also known as Secure Digital (SD) cards, offer nonvolatile memory to store a user program and tag data on a controller. Through the Logix Designer application, you can manually trigger the controller to save to or load from nonvolatile memory or configure the controller to load from nonvolatile memory on powerup.

A 1784-SD2 card ships with the controller. If you need additional SD cards, we recommend that you use one that is available from Rockwell Automation. The 1784-SD1 (1 GB) and 1784-SD2 (2 GB) cards are available.

Technical Specifications - 1784-SD1, 1784-SD2

Attribute	1784-SD1	1784-SD2
Memory	1 GB	2 GB
Supported controllers	CompactLogix 5380 controllers	
Weight, approx	1.76 g (0.062 oz)	

Environmental Specifications - 1784-SD1, 1784-SD2 Cards

Attribute	1784-SD1, 1784-SD2
Temperature, operating IEC 60068-2-1 (Test Ad, Operating Cold), IEC 60068-2-2 (Test Bd, Operating Dry Heat), IEC 60068-2-14 (Test Nb, Operating Thermal Shock)	-40...+85 °C (-13...+185 °F)
Temperature, storage IEC 60068-2-1 (Test Ab, Unpackaged Nonoperating Cold), IEC 60068-2-2 (Test Bb, Unpackaged Nonoperating Dry Heat), IEC 60068-2-14 (Test Na, Unpackaged Nonoperating Thermal Shock)	-65...+150 °C (-85...+302 °F)
Relative humidity IEC 60068-2-30 (Test Db, Unpackaged Damp Heat)	5...95% noncondensing
Vibration IEC 60068-2-6 (Test Fc, Operating)	15 g peak to peak
Shock, operating IEC 60068-2-27 (Test Ea, Unpackaged Shock)	30 g
Shock, nonoperating IEC 60068-2-27 (Test Ea, Unpackaged Shock)	50 g
Emissions	IEC 61000-6-4
ESD immunity IEC 61000-4-2	6 kV contact discharges 8 kV air discharges
Radiated RF immunity IEC 61000-4-3	10V/m with 1 kHz sine-wave 80% AM from 80...2000 MHz 10V/m with 200 Hz 50% Pulse 100% AM @ 900 MHz 10V/m with 200 Hz 50% Pulse 100% AM @ 1890 MHz 3V/m with 1 kHz sine-wave 80% AM from 2000...2700 MHz

Certifications - 1784 Memory Cards

Certification⁽¹⁾	1784-SD1, 1784-SD2
CE	European Union 2004/108/EC EMC Directive, compliant with: <ul style="list-style-type: none"> EN 61000-6-4; Industrial Emissions EN 61326-1; Meas./Control/Lab., Industrial Requirements EN 61000-6-2; Industrial Immunity EN 61131-2; Programmable Controllers (Clause 8, Zone A & B)
RCM	Australian Radiocommunications Act, compliant with: <ul style="list-style-type: none"> AS/NZS CISPR 11; Industrial Emissions
KC	Korean Registration of Broadcasting and Communications Equipment, compliant with: <ul style="list-style-type: none"> Article 58-2 of Radio Waves Act, Clause 3

(1) When marked. See the Product Certification link at <http://www.ab.com> for Declarations of Conformity, Certificates, and other certification details.

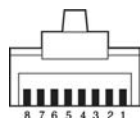
Removable Terminal Kits

You must order 5069 RTB kits to connect MOD power and SA power to CompactLogix 5380 controllers. The MOD power connection uses a 4-point RTB, and the SA power connection uses a 6-point RTB. The following kits are available.

CompactLogix 5380 Controllers Removable Terminal Block Kits

Cat. No.	Description
5069-RTB64-SCREW	Contains the following: <ul style="list-style-type: none"> • 5069-RTB6-SCREW - 6-point RTB that uses screw-type terminals • 5069-RTB4-SCREW - 4-point RTB that use screw-type terminals
5069-RTB64-SPRING	Contains the following: <ul style="list-style-type: none"> • 5069-RTB6-SPRING - 6-point RTB that uses spring-type terminals to connect SA power to the controller. • 5069-RTB4-SPRING - 4-point RTB that uses spring-type terminals to connect MOD power to the controller.

Ethernet Communication Cables



Connector Number	Color	1585J 8-pin Cables with Support for 10/100/1000 Mbps	1585J 8-pin Cables with Support for 10/100 Mbps	1585J 4-pin Cables with Support for 10/100 Mbps
1	White/Orange	BI_DA+	TxData +	
2	Orange	BI_DA-	TxData -	
3	White/Green	BI_DB+	Recv Data +	
4	Blue	BI_DC+	Unused	N/A
5	White/Blue	BI_DC-	Unused	N/A
6	Green	BI_DB-	Recv Data -	
7	White/Brown	BI_DD+	Unused	N/A
8	Brown	BI_DD-	Unused	N/A

Attribute	Value
Connector type	RJ45 male to RJ45 male
Connector angle	Straight-through
Length	Varies by catalog number

Additional Resources

These documents contain additional information concerning related products from Rockwell Automation.

Resource	Description
5069 Compact I/O Modules Specifications Technical Data, publication 5069-TD001	Provides specifications, wiring diagrams, and functional block diagrams for 5069 Compact I/O modules.
CompactLogix Controllers Selection Guide, publication 1769-SG001	Provides information about how to design and select components for your CompactLogix controller system.
CompactLogix 5380 Controllers User Manual, publication 5069-UM001	Provides information on how to use CompactLogix 5380 controllers.
5000 Series Digital I/O Module User Manual, publication 5000-UM004	Provides information on how to install, configure, and operate 5000 Series digital I/O modules.
5000 Series Analog I/O Module User Manual, publication 5000-UM005	Provides information on how to install, configure, and operate 5000 Series analog I/O modules.
5000 Series High-speed Counter Module User Manual, publication 5000-UM006	Provides information on how to install, configure, and operate 5000 Series high-speed counter modules.
Replacement Guidelines: Logix5000 Controllers Reference Manual, publication 1756-RM100	Provides guidelines on how to replace the following: <ul style="list-style-type: none"> ControlLogix 5560/5570 controller with a ControlLogix 5580 controller CompactLogix 5370 L3 controllers with a CompactLogix 5380 controller
EtherNet/IP Communication Modules in Logix5000 Control Systems User Manual, publication ENET-UM004	Provides information on how to use 5000 Series EtherNet/IP communication modules.
Integrated Architecture® and CIP Sync Configuration Application Technique, publication IA-AT003	Provides information on CIP Sync and the IEEE 1588-2008 Precision Time Protocol.
Integrated Architecture Tools website, http://www.rockwellautomation.com/global/products-technologies/integrated-architecture/tools/overview.page	Provides information on tools that you can use in the selection, development, commissioning, and maintenance stages of the integrated architecture lifecycle.
Industrial Automation Wiring and Grounding Guidelines, publication 1770-4.1	Provides general guidelines for installing a Rockwell Automation industrial system.
Product Certifications website, http://www.rockwellautomation.com/global/certification/overview.page	Provides declarations of conformity, certificates, and other certification details.

You can view or download publications at <http://www.rockwellautomation.com/global/literature-library/overview.page>. To order paper copies of technical documentation, contact your local Allen-Bradley distributor or Rockwell Automation sales representative.

Notes:

Rockwell Automation Support

Use the following resources to access support information.

Technical Support Center	Knowledgebase Articles, How-to Videos, FAQs, Chat, User Forums, and Product Notification Updates.	www.rockwellautomation.com/knowledgebase
Local Technical Support Phone Numbers	Locate the phone number for your country.	www.rockwellautomation.com/global/support/get-support-now.page
Direct Dial Codes	Find the Direct Dial Code for your product. Use the code to route your call directly to a technical support engineer.	www.rockwellautomation.com/global/support/direct-dial.page
Literature Library	Installation Instructions, Manuals, Brochures, and Technical Data.	www.rockwellautomation.com/literature
Product Compatibility and Download Center (PCDC)	Get help determining how products interact, check features and capabilities, and find associated firmware.	www.rockwellautomation.com/global/support/pcdc.page

Documentation Feedback

Your comments will help us serve your documentation needs better. If you have any suggestions on how to improve this document, complete the How Are We Doing? form at http://literature.rockwellautomation.com/idc/groups/literature/documents/du/ra-du002_-en-e.pdf.

Rockwell Automation maintains current product environmental information on its website at <http://www.rockwellautomation.com/rockwellautomation/about-us/sustainability-ethics/product-environmental-compliance.page>.

Allen-Bradley, Armor, ArmorBlock, ArmorPOINT, Compact I/O, CompactLogix, ControlLogix, DriveLogix, FactoryTalk, FLEX, GuardLogix, Integrated Architecture, InView, LISTEN. THINK. SOLVE, Logix5000, MicroLogix, On-Machine, PanelView, PLC-5, POINT I/O, PowerFlex, Rockwell Automation, Rockwell Software, SLC, SoftLogix, and Studio 5000 Logix Designer are trademarks of Rockwell Automation, Inc. Trademarks not belonging to Rockwell Automation are property of their respective companies.

Rockwell Otomasyon Ticaret A.Ş., Kar Plaza İş Merkezi E Blok Kat:6 34752 İçerenköy, İstanbul, Tel: +90 (216) 5698400

www.rockwellautomation.com

Power, Control and Information Solutions Headquarters

Americas: Rockwell Automation, 1201 South Second Street, Milwaukee, WI 53204-2496 USA, Tel: (1) 414.382.2000, Fax: (1) 414.382.4444
Europe/Middle East/Africa: Rockwell Automation NV, Pegasus Park, De Kleetlaan 12a, 1831 Diegem, Belgium, Tel: (32) 2 663 0600, Fax: (32) 2 663 0640
Asia Pacific: Rockwell Automation, Level 14, Core F, Cyberport 3, 100 Cyberport Road, Hong Kong, Tel: (852) 2887 4788, Fax: (852) 2508 1846

Publication 5069-TD002B-EN-P - July 2016

Supersedes Publication 5069-TD002A-EN-P - May 2016

Copyright © 2016 Rockwell Automation, Inc. All rights reserved. Printed in the U.S.A.