



Project: _____

Fixture Type: _____

Location: _____

Contact/Phone: _____

6" VERTICAL IC COMPACT FLUORESCENT HOUSING

26/32W COMPACT FLUORESCENT LAMP

ICPL6 32W E



PRODUCT DESCRIPTION

ICPL, Air-Loc® sealed double-wall construction housing • No separate ALG gasket required • Can be completely covered with insulation • Fully sealed housing stops infiltration and exfiltration of air, reducing heating and air cooling costs • 2 year warranty.

PRODUCT SPECIFICATIONS

Lamp One 26W or 32W triple tube (4-pin) CFL lamp CFTR26W/GX24q-3 or CFTR32W/GX24q-3.

Socket Supplied with spring clip to accommodate certain trim installations, or can be attached to top of housing for certain trims.

Ballast 120V HPF Rapid Start Electronic with end-of-life lamp protection • Optional dimming ballast available • Meets the high efficacy requirements of California T24 • UL listed/CSA certified.

Trims Trim selection shown on reverse.

Labels UL Listed for contact with insulation, through-branch wiring and damp locations • Meets Washington State Air Tight Requirements, IECC • Complies with FCC Part 18 consumer use limits • Meets the high efficacy requirements of California T24 • Product mechanically protected against improper use of lamps • Union made • Trims 220, 239, 241, 242, 243, 271, 2330, 6101 and 9900 are wet location approved for covered ceiling applications.

Testing All reports are based on published industry procedures; field performance may differ from laboratory performance.

Specifications subject to change without notice.

INSTALLATION

Real Nail® 3 Bar Hangers Telescoping, Patented (US Patent D552,969) Real Nail® 3 system permits quick placement of housing anywhere within 24" O.C. joists or suspended ceilings • Integral T-bar notch and clip secures housing in suspended ceiling grid – no accessory clips required • 24" expansion stop allows quick placement of fixture in standard grid spacing • Bars scored in two locations for fast, clean breaking, allowing housing installation in tight applications • Bars captive to mounting frame • Edge-mounted for extra strength • Captive bugle-headed ring shank nail for quick one-step installation and easy removal with claw hammer for fixture relocation • Quick-Loc slot and oversized locking set screw lock fixture in position • Bar hanger foot contoured to align to bottom of construction joist • Alternate mounting holes included.

Junction Box Pre-wired junction box, UL and C-UL Listed for through-branch wiring, maximum (8) No. 12 AWG 90° C branch circuit conductors (4 in, 4 out) • Junction box provided with removable access plates (6) ½" and (1) ¾" knockouts, (4) Non-metallic sheathed cable knock-outs with built-in strain reliefs and ground wire • Knockouts equipped with pryout slots.

Housing/Mounting Frame 22-gauge die-formed galvanized steel plaster frame • 0.28" die-formed aluminum housing, fully sealed • Rough-in section (junction box, mounting frame, housing assembly, ballast and bar hangers) fully assembled for ease of installation • Air-Loc gasket installed on plaster frame • Inner housing is vertically adjustable to accommodate up to a 1" ceiling thickness.

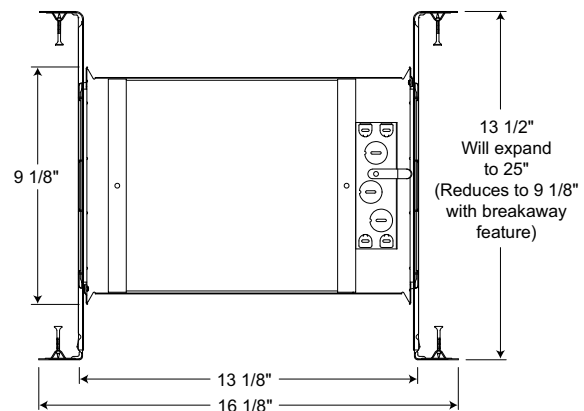
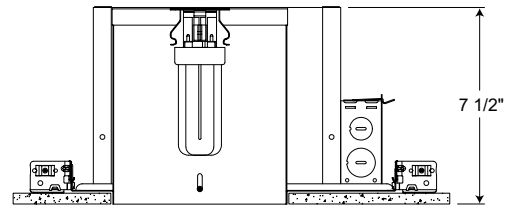
PRODUCT CODES

Catalog Number	Ballast	Wattage and Lamp
ICPL6 32W E	6" CFL IC New Construction HPF 120V Elect.	26W or 32W Triple Tube (4-pin) CFL

Housing and trim can be ordered together or separate, but will always ship separately.

DIMENSIONS

AIR-LOC



6 7/8" CEILING CUTOUT
















ENGINEERING DATA

120V-HPF	
26W/32W	
Total input power	29W/36W
Operating AMPS	0.24A/0.31A
Power Factor	>.98
T.H.D.	<10%
Min. starting temperature	0°F/ -18°C
Crest Factor	<1.70
Ballast Factor	1.10/0.98

6" VERTICAL IC COMPACT FLUORESCENT HOUSING

26/32W COMPACT FLUORESCENT LAMP ICPL6 32W E

TRIMS/ LAMPS

	Cat. No.	Description	Lamp Rating
	220 PW ◆	6" Lensed Albalite With Reflector Trim - Plastic White	26W Triple Tube (4-pin) CFL
	220 WH ◆	6" Lensed Albalite With Reflector Trim - White	
	241 PW ◆	6" Lensed Drop Opal with Reflector Trim - Plastic White	26W Triple Tube (4-pin) CFL
	241 WH ◆	6" Lensed Drop Opal with Reflector Trim - White	
	242 ABZ ◆	6" Lensed Frosted Lens with Clear Center Trim - Classic Aged Bronze	32W Triple Tube (4-pin) CFL
	242 SC ◆	6" Lensed Frosted Lens with Clear Center Trim - Satin Chrome	
	242 WH ◆	6" Lensed Frosted Lens with Clear Center Trim - White	
	243 WH ◆	6" Decorative Swirled Etched Opal Glass Trim - White	32W Triple Tube (4-pin) CFL*
	239 WH ◆	6" Lensed Frosted Lens Trim - White	32W Triple Tube (4-pin) CFL
	271 PW ◆	6" Lensed Drop Opal with Reflector Trim - Plastic White	32W Triple Tube (4-pin) CFL
	28 BWH	6" Downlight Ultra Trim Baffle Fully Enclosed Trim - Black Baffle, White Trim Ring	32W Triple Tube (4-pin) CFL
	28 WWH	6" Downlight Ultra Trim Baffle Fully Enclosed Trim - White Baffle, White Trim Ring	
	29 CWH	6" Downlight Ultra Trim Cone Fully Enclosed Trim - Clear Cone, White Trim Ring	32W Triple Tube (4-pin) CFL
	29 WWH	6" Downlight Ultra Trim Cone Fully Enclosed Trim - White Cone, White Trim Ring	
	232 CWH	6" Downlight A-Lamp Reflector Trim - Clear Alzak®, White Trim Ring	32W Triple Tube (4-pin) CFL*
	232 GWH	6" Downlight A-Lamp Reflector Trim - Gold Alzak®, White Trim Ring	
	232 HZWH	6" Downlight A-Lamp Reflector Trim - Haze, White Trim Ring	
	232 WHZWH	6" Downlight A-Lamp Reflector Trim - Wheat Haze, White Trim Ring	
	232 WWH	6" Downlight A-Lamp Reflector Trim - White, White Trim Ring	
	2320 CWH	6" Downlight Reflector Trim - Clear Alzak, White	32W Triple Tube (4-pin) CFL
	2320 HZSC	6" Downlight Reflector Trim - Haze, Satin Chrome Trim	
	2320 HZWH	6" Downlight Reflector Trim - Haze, White Trim	
	2320 WHZWH	6" Downlight Reflector Trim - Wheat Haze, White Trim	
	2320 WHZABZ	6" Downlight Reflector Trim - Wheat Haze, Classic Aged Bronze Trim	
	233 CWH	6" Downlight A-Lamp Reflector with Black Baffle Trim - Clear Alzak®, White Trim Ring	32W Triple Tube (4-pin) CFL
	261 BWH	6" Wall Wash Scoop Trim - Black Baffle, White Trim Ring	26W Triple Tube (4-pin) CFL*
	261 WWH	6" Wall Wash Scoop Trim - White Baffle, White Trim Ring	
	2330 BWH ◆	6" Lensed Baffle with Regressed Frosted Dome Lens Trim - Black Baffle, White Trim Ring	32W Triple Tube (4-pin) CFL
	2330 WWH ◆	6" Lensed Baffle with Regressed Frosted Dome Lens Trim - White Baffle, White Trim Ring	
	6101 ABZ ◆	6" Lensed Beveled Frame with Frosted Dome Lens Trim - Classic Aged Bronze	32W Triple Tube (4-pin) CFL
	6101 SC ◆	6" Lensed Beveled Frame with Frosted Dome Lens Trim - Satin Chrome	
	6101 WH ◆	6" Lensed Beveled Frame with Frosted Dome Lens Trim - White	
	9900 WH ◆	6" Decorative Fluted Drop Opal Trim - White	32W Triple Tube (4-pin) CFL

Trim Size: Catalog Numbers 242, 243, 239, 271, 28, 29, 232, 2320, 233, 261, 9900 - 7 $\frac{3}{8}$ " O.D. Catalog Numbers 220, 241 - 8" O.D. Catalog Number 2330 - 7 $\frac{3}{8}$ " O.D. Catalog Number 6101 - 7 $\frac{3}{8}$ " O.D.
Alzak is a registered trademark of Alcoa Corp.
Note: In Canada when insulation is present, Type IC fixtures must be used.
*Specify General Electric or Osram/Sylvania lamps only.

NOTE: HOUSING IS AIR-LOC RATED WITH ANY TRIM ABOVE.

◆ UL Listed for use in wet location.

** NOTE: TR6 Trim Ring compatible with 9900 trim.

 JUNO IC housings meet IECC Energy Code requirements per ASTM E283.
Air-Loc® rated trims are pre-gasketed for minimum air leakage with IC housings.