

V-51® Incandescent Luminaires

Enclosed and Gasketed

UNILETS® for use with threaded metal conduit. Fixtures suitable for use in wet locations. †

NEC:
Class I, Division 2, Groups A, B, C, D

CSA: ‡
Class I, Division 2, Groups A, B, C, D
Class II, Divisions 1 and 2, Groups E, F, G †
Class III
Enclosure 3R

Applications

- Enclosed and gasketed lighting fixtures for use in storage areas, tunnels, subways, chemical plants and other areas where moisture, dirt or corrosive atmospheres are a problem.
- Suitable for use in wet locations.
- Standard fixtures designed for 60 to 300 W medium base incandescent lamps.
- Available in pendant, 45° stanchion, and a variety of ceiling and wall mountings.

Features

- Furnished with connection block for easy wiring.
- Unitized construction reduces installation and maintenance costs.
- Shock-absorbing porcelain socket for longer lamp life.
- Neoprene rubber ring in neck of reflector snaps into groove of mounting hood – protects against vibration and chipping.
- Guard snaps into two recesses of adapter – no clamps or setscrews.
- Maximum input voltage 150 V.

Standard Materials

- Mounting hoods: malleable iron
- Globe adapters: malleable iron
- Socket: porcelain with brass screw shell
- Globes: glass. Optional globes in polycarbonate plastic 100 W Max
- Guards: steel
- Reflectors: porcelain enamel steel

Standard Finishes

- Malleable iron mounting hood and globe adapter: triple coat – (1) zinc electroplate, (2) chromate, and (3) epoxy powder coat
- Steel guard: zinc electroplate
- Steel reflectors: white porcelain enamel
- Socket and globes: natural finish

Options

- To order fixture with other than standard clear glass globe, add suffix letters to catalog number as indicated in table, and adjust difference in price.

Color	Glass Globe	Plastic Globe
Amber	-AM	-PAM
Blue	-BL	-PBL
Green	-GR	-PGR
Red	-RE	-PRE
Clear Heat-Resistant	-HR	—

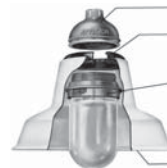


Illustrated Features



Cut-Away View

Connection block is easily removed (loosen two screws) to permit quick wiring.



Mounting Hood

Available in pendant (shown), ceiling, wall and 45° stanchion. Pendant has setscrew to prevent fixture from turning on stem.

Neoprene Ring

Neoprene attachment ring secures reflector to mounting hood – no tools needed.

Globe Adapter

When adapter is threaded onto mounting hood, the socket makes electrical contact with connection block in mounting hood. Available in malleable iron (VAD-1M and VAD-2M)

Porcelain Enamel Reflectors

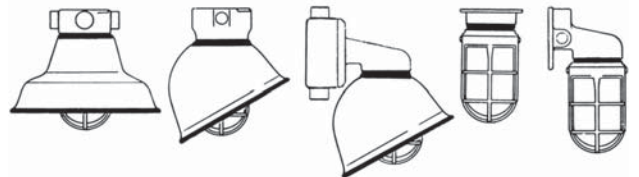
Standard and 30° angle.



Guard

Two sealed ball plunger units snap quickly, easily and securely into cavities of globe adapter. Guard can be used with or without a reflector.

Guard and Reflectors



Certifications and Compliances

- UL Standard: UL 1598, UL 844
- UL Listed: E10444
- CSA Standard: C22.2 No. 250, C22.2 No. 137
- CSA Certified: 025428

† 300 W PS-25 NOT approved for Class II, Division 1 and 2, Group G; Class III.










‡ With heat-resistant glass globes or plastic globes.

‡ CSA Certification only.

V-51® Incandescent Luminaire Accessories

Enclosed and Gasketed

UNILETS® for use with threaded metal conduit.

Description	Hub Size (Inches)	Catalog Numbers Malleable Iron
Pendant and Ceiling Mounting Hoods — Furnished with connection block, gasket and screws		
Pendant Mounting		
	1/2	VA50
	3/4	VA75
	1	VA100
	1-1/4	VA125
Dead-End — Ceiling Mounting		
	1/2	V50
	3/4	V75
Feed-Thru — Ceiling Mounting		
	1/2	VC50
	3/4	VC75
Three Hubs — Ceiling Mounting		
	1/2	VT50
	3/4	VT75
Four Hubs — Ceiling Mounting		
	1/2	VX50
	3/4	VX75
Five Hubs — Ceiling Mounting ①		
	1/2	VXHA50
	3/4	VXHA75
	1	VXHA100
Wall and Stanchion Mounting Hoods — Furnished with connection block, gasket and screws		
One Opening — Wall Mounting ② — 1 tapped hole in center of flange		
	1/2	VGA50
	3/4	VGA75
Feed-Thru — Wall Mounting ② — 2 tapped vertical feed-thru hubs		
	1/2	VD50
	3/4	VD75
Three Hubs and One Opening — Wall Mounting ② — 3 hubs plus 1 tapped opening in center of flange		
	1/2	VGAT50
	3/4	VGAT75

① Four close-up plugs furnished.

② Mounting hoods for wall installations can only be used with 30° angle reflectors.