











Liquidtight Fittings

Overview

Our liquidtight product line offers high quality, high performance fittings. Designed to the toughest standards and integrating the latest technology, not only do you get a reliable and durable product, you also get one that reduces installation time and cost. Our versatile lines of liquidtight fittings are designed for a wide range of industrial, commercial and residential applications. Choose from our Liquidator™, LiQuik™, zinc die cast, non-metallic or low profile liquidtight fittings.

Liquidtight Fittings Selection Chart:

	Family	Material	Size/Range	Configurations	Typical Applications
	Liquidator™	Malleable Iron	3/8" - 6"	Straight, 45°, 90°	For use with LFMC in tough, industrial, corrosive applications
	Liquidator LT SA Aluminum	Copper-free Aluminum	3/8" - 4"	Straight (3/8" through 4"), 90° (3/8" through 2")	Used where aluminum material is preferred in tough, industrial, corrosive applications
	LTK Low Profile	Steel/Malleable Iron	3/8" - 2"	Straight, 45°, 90°	Used where there are space restrictions in tough, industrial, corrosive applications
	LTQ LiQuik™	Malleable Iron	3/8" - 2"	Straight (3/8" through 2"), 45° & 90° (1/2" through 1")	Labor saving, no disassembly, in tough, industrial, corrosive applications
	LTDC Zinc Die Cast	Zinc Die Cast	3/8" - 4"	Straight, 90°	Used where zinc die cast material is preferred in tough, industrial, corrosive applications
	LTNM Non-metallic	Nylon	3/8" - 2"	Straight, 90°	Use with non-metallic Type B LT conduit in corrosive, commercial and residential applications
	LT US Product of the USA	Steel/Malleable Iron	3/8" - 4"	Straight, 45°, 90°	When Product of the USA material is specified in tough, industrial, corrosive applications
	LTS Steel	Tubular Steel	1/2" - 2"	Straight Only	For use in cost-competitive applications in light industrial and commercial applications
	LT SS Stainless Steel	304 Stainless Steel	1/2" - 2"	Straight, 90°	Used where corrosion resistance is required in tough, industrial, corrosive applications
	Space-Saver	Malleable Iron	3/8" - 1"	Straight Only	Used where space restrictions occur in tough, industrial, corrosive applications

Liquidtight

Product Features	User Benefits
UL Listed; cUL certified	Assurance of safe and reliable performance; end-user peace of mind
Provides protection in wet locations	Meets NEC and UL requirements for use in wet locations; reduces downtime and replacement costs
Available in various configurations in various trade sizes and materials	Complete selection of styles and sizes; easy selection from one source, saves time and money
Hex surfaces on gland nut and body	Easy wrenching; fast, easy installation results in labor savings
Sealing gasket effectively seals out water, oil, dust and dirt	Eliminates leakage, potential downtime and replacement costs
Locknut bites into box; won't vibrate loose	Provides a reliable ground and safety of personnel and equipment
Cupped long grounding ferrule is distortion-free	Provides excellent pull-out strength, prevents conduit pop-out and provides grounding for safety of personnel and equipment
Concrete tight	Provides rugged durability in concrete applications

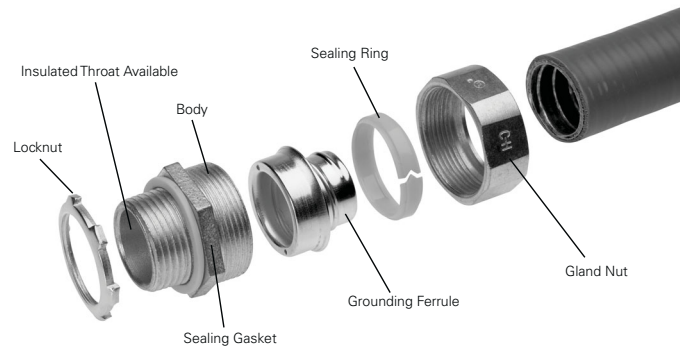
Liquidtight Fittings

Overview

Applications:

Typical applications for liquidtight conduit and liquidtight fittings include the wiring of machine tools, motors, transformers, food processing equipment, robotics, air conditioning units, illuminated storefront signs and billboards, etc. The flexible metallic conduit and fittings protect conductors from mechanical damage due to vibration and movement, and seal out cutting oils, coolants, water, dust, etc. Applications such as these can be found in, but are not limited to, industries such as:

- Machine tool manufacturers
- Electric power generating plants
- Waste treatment facilities
- Paint manufacturing facilities
- Automobile manufacturing facilities
- Aerospace industries
- Breweries
- Food processing plants
- Dairies
- Pulp and paper mills
- Petroleum refineries
- Chemical and petrochemical plants



Features:

- Liquidtight, raintight, oiltight for protection and long life in wet, dusty and corrosive environments
- Hex shaped gland nut allows for easy wrenching, providing a fast, tight installation
- Suitable for wet locations
- Reusable, long ferrule prevents pull-out and tight bend conduit pop-out
- Furnished with locknut and sealing ring
- Third party certified
- Available in insulated and non-insulated versions to meet any customer preference

Certifications and Compliances:

- UL Listed liquidtight flexible metal conduit fittings are suitable for use in the following hazardous locations under NEC:
 - Class I, Division 2;
 - Class II, Divisions 1 & 2; and
 - Class III, Divisions 1 & 2;
 - Suitable for grounding in sizes 3/8" through 1 1/4" under NEC
- UL Standards 514B, 467
- cUL Standard C22.2 No. 18F
- UL File No. E-19189



Liquidtight Fittings

LiQuik™ Conduit Fittings

Applications:

- Used as a labor saving, no disassembly alternative to our Liquidator™ family; simply loosen the black nut, insert your liquidtight conduit and tighten down for a secure connection
- Two dimples on the ferrule insert into the body and “lock” so the ferrule will not spin during the two step “twist on” application, saving both time and money

Features:

- Liquidtight, raintight, oiltight for protection and long life in wet, dusty and corrosive environments
- Hex shaped gland nut allows for easy wrenching, providing a fast, tight installation
- Suitable for wet locations
- Reusable, long ferrule prevents pull-out and tight bend conduit pop-out
- Furnished with locknut and sealing ring
- Third party certified
- Available in straight, 90 and 45 degree configurations
- Available in sizes 3/8” to 2”
- Available in insulated and non-insulated versions to meet any customer preference

Certifications and Compliances:

- UL Listed liquidtight flexible metal conduit fittings are suitable for use in the following hazardous locations under NEC:
 - Class I, Division 2;
 - Class II, Divisions 1 & 2; and
 - Class III, Divisions 1 & 2;
 - Suitable for grounding in sizes 3/8” through 1 1/4” under NEC
- UL Standards 514B, 467
- cUL Standard C22.2 No. 18F
- UL File No. E-19189



Standard Materials:

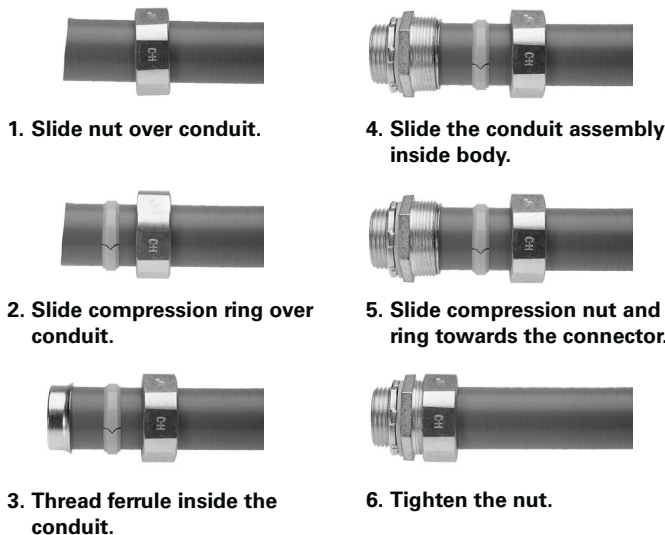
- Body – straight: malleable iron
45°: malleable iron
90°: malleable iron
- Gland nut – malleable iron
- Ferrule – steel
- Gland nut sealing ring – polyethylene
- Sealing gasket – thermoplastic elastomer
- Locknut – steel

Standard Finish:

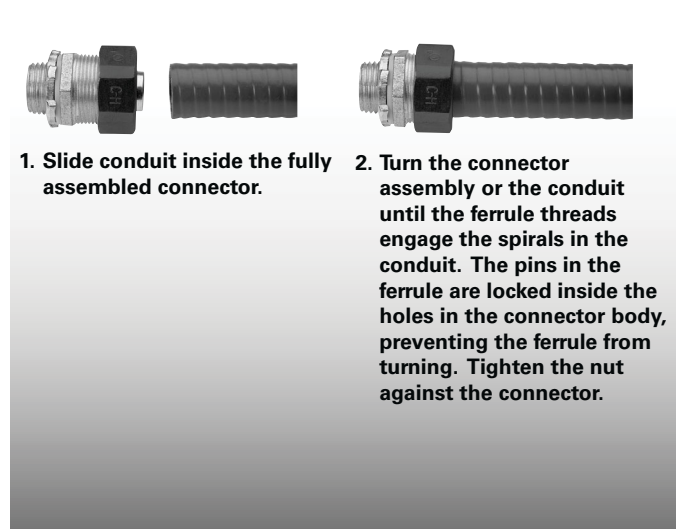
- Malleable iron – zinc electroplate

Liquidtight

Traditional Assembly Installation




LiQuik™ Liquidtight Fittings – Straight, Non-insulated



Liquidtight Fittings

LiQuik™ Conduit Fittings

Straight Connectors – Malleable Iron

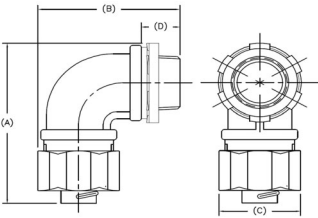


Trade Size	Cat. # Non-insulated	Cat. # Insulated	Unit Qty.	Wt. Lbs. Per 100	A	B	C
3/8"	LTQ38	LTQB38	25	16	1.125	0.5625	1.125
1/2"	LTQ50	LTQB50	25	18	1.250	0.5625	1.250
3/4"	LTQ75	LTQB75	25	29	1.250	0.5625	1.563
1"	LTQ100	LTQB100	5	40	1.438	0.6875	1.813
1 1/4"	LTQ125	LTQB125	5	56	1.500	0.7500	2.250
1 1/2"	LTQ150	LTQB150	2	71	1.625	0.8125	2.438
2"	LTQ200	LTQB200	1	100	1.750	0.8125	3.000

90° Angle Connectors – Malleable Iron



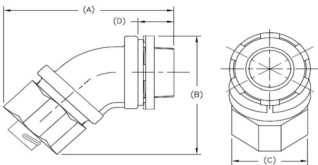
Trade Size	Cat. # Non-insulated	Cat. # Insulated	Unit Qty.	Wt. Lbs. Per 100	A	B	C	D
1/2"	LTQ5090	LTQB5090	25	33	2.500	1.830	1.340	0.530
3/4"	LTQ7590	LTQB7590	10	48	2.700	2.710	1.590	0.530
1"	LTQ10090	LTQB10090	10	76	3.110	2.870	1.870	0.660



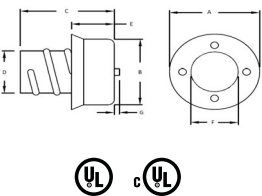
45° Angle Connectors – Malleable Iron



Trade Size	Cat. # Non-insulated	Cat. # Insulated	Unit Qty.	Wt. Lbs. Per 100	A	B	C	D
1/2"	LTQ5045	LTQB5045	25	29	2.500	1.890	1.340	0.530
3/4"	LTQ7545	LTQB7545	10	41	2.770	2.300	1.590	0.530
1"	LTQ10045	LTQB10045	10	70	3.130	2.550	1.870	0.660



Replacement Ferrules



Trade Size	Cat. #	Unit Qty.	Wt. Lbs. Per 100	A	B	C	D	E	F	G	Threads/Inch
3/8"	LTQF38	100	1	0.862	0.756	0.896	0.472	0.412	0.451	0.019	5
1/2"	LTQF50	100	2	0.992	0.906	0.925	0.606	0.381	0.533	0.022	5
3/4"	LTQF75	100	3	1.220	1.101	0.930	0.807	0.442	0.795	0.025	5
1"	LTQF100	100	4	1.496	1.368	1.008	1.024	0.484	0.896	0.031	4
1 1/4"	LTQF125	50	5	1.862	1.732	1.181	1.346	0.507	1.230	0.050	4
1 1/2"	LTQF150	50	7	2.094	1.976	1.457	1.560	0.634	1.430	0.063	4
2"	LTQF200	10	10	2.579	2.424	1.457	2.001	0.604	1.845	0.081	4