

AC/MC Fittings

ACB Series

ACB SERIES – STEEL & MALLEABLE IRON

Applications:

- ACB Series Connectors are used to connect armoured cable, metal-clad cable or flexible metallic conduit to a box or enclosure

Features:

- Dual gripping saddle design on the connector safely secures cable or conduit in place and prevents loosening from vibration
- Insulated throat provides a smooth pulling surface that won't strip cable
- Angled teeth on locknut bite into enclosure, preventing loosening from vibration
- Tri-head set screw may be installed using a slotted, Phillips or Robertson head screwdriver
- Steel connector is zinc electroplated for corrosion resistance

Listed for use with:

- Flexible Metal Conduit (RWFMC): $\frac{3}{8}$ " - 4"
- Armoured cable (AC): $\frac{3}{8}$ " - $1\frac{1}{4}$ "
- MC cable (MC): $\frac{3}{8}$ " - 3"
- MCI-A cable (MCI-A): $\frac{3}{8}$ " - $1\frac{1}{4}$ "

Certifications and Compliances:

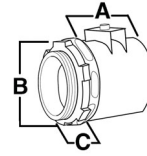
- UL Listed
- cUL Listed
- UL File No. E-19188

Standard Materials and Finishes:

- Body – straight: steel, zinc electroplated
- Body – 45° and 90°: malleable, zinc electroplated
- Saddle – steel, zinc electroplated
- Screw – steel, zinc electroplated
- Insulated throat – thermoplastic, natural

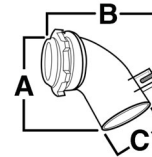


Straight Connectors



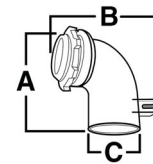
Cat. #	Trade Size	Cable Opening		Unit Qty.	Dimensions		
		Max.	Min.		A	B	C
ACB38	$\frac{3}{8}$ "	0.660	0.400	50	$1\frac{3}{16}$ "	$1\frac{1}{4}$ "	$\frac{1}{2}$ "
ACB50	$\frac{1}{2}$ "	0.920	0.520	25	$1\frac{3}{8}$ "	$1\frac{1}{4}$ "	$\frac{7}{16}$ "
ACB75	$\frac{3}{4}$ "	1.110	0.680	10	$1\frac{3}{8}$ "	$1\frac{7}{16}$ "	$\frac{7}{16}$ "
ACB100	1"	1.380	0.880	5	$1\frac{9}{16}$ "	$1\frac{13}{16}$ "	$\frac{1}{2}$ "
ACB125	$1\frac{1}{4}$ "	1.635	1.150	5	$2\frac{3}{16}$ "	$2\frac{1}{2}$ "	$\frac{5}{8}$ "
ACB150	$1\frac{1}{2}$ "	1.950	1.490	5	$2\frac{7}{16}$ "	$2\frac{1}{2}$ "	$\frac{5}{8}$ "
ACB200	2"	2.450	1.765	1	$2\frac{9}{16}$ "	3"	$\frac{5}{8}$ "
ACB250	$2\frac{1}{2}$ "	3.060	2.270	1	$2\frac{11}{16}$ "	$3\frac{5}{8}$ "	$1\frac{3}{16}$ "
ACB300	3"	3.560	3.160	1	$2\frac{13}{16}$ "	4 $\frac{1}{4}$ "	$1\frac{5}{16}$ "
ACB350	$3\frac{1}{2}$ "	4.060	3.860	1	$2\frac{15}{16}$ "	$3\frac{3}{4}$ "	1"
ACB400	4"	4.560	4.360	1	3"	$5\frac{3}{16}$ "	$1\frac{1}{16}$ "

45° Connectors



Cat. #	Trade Size	Cable Opening		Unit Qty.	Dimensions		
		Max.	Min.		A	B	C
ACB3845	$\frac{3}{8}$ "	0.660	0.400	50	$1\frac{13}{16}$ "	$1\frac{13}{16}$ "	$\frac{15}{16}$ "
ACB5045	$\frac{1}{2}$ "	0.920	0.520	25	$2\frac{1}{8}$ "	$2\frac{1}{8}$ "	$1\frac{1}{4}$ "
ACB7545	$\frac{3}{4}$ "	1.110	0.680	10	$2\frac{1}{8}$ "	$2\frac{3}{8}$ "	$1\frac{7}{16}$ "

90° Connectors



Cat. #	Trade Size	Cable Opening		Unit Qty.	Dimensions		
		Max.	Min.		A	B	C
ACB3890	$\frac{3}{8}$ "	0.660	0.400	50	$1\frac{3}{4}$ "	$2\frac{1}{16}$ "	1"
ACB5090	$\frac{1}{2}$ "	0.920	0.520	25	$2\frac{1}{8}$ "	$2\frac{1}{4}$ "	$1\frac{1}{4}$ "
ACB7590	$\frac{3}{4}$ "	1.110	0.680	10	$2\frac{1}{2}$ "	$2\frac{1}{2}$ "	$1\frac{3}{8}$ "
ACB10090	1"	1.380	0.880	5	$2\frac{13}{16}$ "	$2\frac{3}{8}$ "	$1\frac{11}{16}$ "