

Through-type terminal thermoplast Screw terminal on both sides
Single terminal, green-yellow, 6.5mm, 4




Figure similar

Model	
Product brand name	ALPHA
Product designation	ALPHA FIX terminal blocks
Design of terminal / Terminal levels internally linked	No
General technical data	
Terminal contact spacing	6.5 mm
Protection class	
Combustibility class acc. to UL 94	V2
Main circuit	
Operating voltage / rated value	800 V
Operating current / rated value	32 A
Appearance	
Color	green-yellow
Product details	
Product component / required / connection plate	No





Number	
Number of terminal levels	1
Number of terminal points / per terminal level	2

Connections	
Connectable conductor cross-section / stranded	
• minimum	4 mm ²
• maximum	4 mm ²
Wire stripping length	11 mm
Connectable conductor cross-section	
• solid	
— minimum	4 mm ²
— maximum	4 mm ²
• finely stranded	
— with core end processing / minimum	4 mm ²
— with core end processing / maximum	4 mm ²
— without core end processing / minimum	4 mm ²
— without core end processing / maximum	4 mm ²
Tightening torque / with screw-type terminals	
• minimum	0.5 N·m
• maximum	0.5 N·m
Type of electrical connection	
• 1	screw-type terminal
• 2	screw-type terminal
Position / of the terminal	lateral

Mechanical Design	
Height / with lowest-profile installation	26 mm
Length	51 mm
Mounting type	DIN rail 35 mm
Net weight	10 g
Material / of the insulating body	Thermoplast

Environmental conditions	
Ambient temperature	
• during operation / minimum	-25 °C
• during operation / maximum	55 °C
• during operation	(no derating)

Certificates	
Design tested acc. to type of protection / EEx e	No

General Product Approval	Declaration of Conformity	Test Certificates	Shipping Approval
 CSA  UR  EAC	 CE EG-Konf.	Miscellaneous	

other

[Environmental Conformations](#)

Further information

Information- and Downloadcenter (Catalogs, Brochures,...)
<http://www.siemens.com/lowvoltage/catalogs>

Industry Mall (Online ordering system)
<https://mall.industry.siemens.com/mall/en/en/Catalog/product?mlfb=8WA1011-1PG11>

Service&Support (Manuals, Certificates, Characteristics, FAQs,...)
<https://support.industry.siemens.com/cs/ww/en/ps/8WA1011-1PG11>

Image database (product images, 2D dimension drawings, 3D models, device circuit diagrams, ...)
http://www.automation.siemens.com/bilddb/cax_en.aspx?mlfb=8WA1011-1PG11

CAx-Online-Generator
<http://www.siemens.com/cax>

Tender specifications
<http://www.siemens.com/specifications>