



CIRCUIT-BREAKER SZ S00, FOR MOTOR PROTECTION, CLASS 10, A-REL. 0.14...0.2A, N-RELEASE2.6A, SCREW CONNECTION, STANDARD SW. CAPACITY

product brand name	SIRIUS
Product designation	3RV2 circuit breaker

General technical data:

Size of contactor can be combined company-specific	S00
Product expansion	Yes
• Auxiliary switch	
Active power loss total typical	5 W
Insulation voltage	690 V
• with degree of pollution 3 Rated value	
Surge voltage resistance Rated value	6 kV
Protection class IP	IP20
• on the front	
• of the terminal	IP20
Mechanical service life (switching cycles)	100 000
• of the main contacts typical	
• of the auxiliary contacts typical	100 000
Electrical endurance (switching cycles)	100 000
• typical	
Temperature compensation	-20 ... +60 °C
Type of protection	Increased safety

Ambient conditions:

Installation altitude at height above sea level maximum	2 000 m
Ambient temperature	-20 ... +60 °C
• during operation	

<ul style="list-style-type: none"> during storage 	-50 ... +80 °C
<ul style="list-style-type: none"> during transport 	-50 ... +80 °C
Relative humidity during operation	10 ... 95 %

Main circuit:

Adjustable response value current of the current-dependent overload release	0.14 ... 0.2 A
Operating voltage	
<ul style="list-style-type: none"> Rated value 	690 V
<ul style="list-style-type: none"> at AC-3 Rated value maximum 	690 V
Operating frequency Rated value	50 ... 60 Hz
Operating current Rated value	0.2 A
Operating current	
<ul style="list-style-type: none"> at AC-3 	
<ul style="list-style-type: none"> — at 400 V Rated value 	0.2 A
Operating power	
<ul style="list-style-type: none"> at AC-3 	
<ul style="list-style-type: none"> — at 230 V Rated value 	30 W
<ul style="list-style-type: none"> — at 400 V Rated value 	60 W
<ul style="list-style-type: none"> — at 500 V Rated value 	60 W
<ul style="list-style-type: none"> — at 690 V Rated value 	90 W
Operating frequency	
<ul style="list-style-type: none"> at AC-3 maximum 	15 1/h

Auxiliary circuit:

Number of NC contacts	
<ul style="list-style-type: none"> for auxiliary contacts 	0
Number of NO contacts	
<ul style="list-style-type: none"> for auxiliary contacts 	0
Number of CO contacts	
<ul style="list-style-type: none"> for auxiliary contacts 	0

Protective and monitoring functions:

Trip class	CLASS 10
Design of the overload circuit breaker	thermal
Operational short-circuit current breaking capacity (Ics) at AC	
<ul style="list-style-type: none"> at 240 V Rated value 	100 kA
<ul style="list-style-type: none"> at 400 V Rated value 	100 kA
<ul style="list-style-type: none"> at 500 V Rated value 	100 kA
<ul style="list-style-type: none"> at 690 V Rated value 	100 kA
Maximum short-circuit current breaking capacity (Icu)	
<ul style="list-style-type: none"> at AC at 240 V Rated value 	100 kA
<ul style="list-style-type: none"> with AC at 400 V Rated value 	100 kA

<ul style="list-style-type: none"> • at AC at 500 V Rated value • at AC at 690 V Rated value 	100 kA 100 kA
Breaking capacity short-circuit current (I_{cn})	
<ul style="list-style-type: none"> • with 1 current path at DC at 150 V Rated value • with 2 current paths in series at DC at 300 V Rated value • with 3 current paths in series at DC at 450 V Rated value 	10 kA 10 kA 10 kA
Response value current of the instantaneous short-circuit release	2.6 A

UL/CSA ratings:

Full-load current (FLA) for three-phase AC motor	
<ul style="list-style-type: none"> • at 480 V Rated value • at 600 V Rated value 	0.2 A 0.2 A

Short-circuit:

Design of the short-circuit trip	magnetic
---	----------

Installation/ mounting/ dimensions:

mounting position	any
Mounting type	screw and snap-on mounting onto 35 mm standard mounting rail according to DIN EN 60715
Height	97 mm
Width	45 mm
Depth	96 mm
Required spacing	
<ul style="list-style-type: none"> • with side-by-side mounting <ul style="list-style-type: none"> — forwards — Backwards — upwards — downwards — at the side • for grounded parts <ul style="list-style-type: none"> — forwards — Backwards — upwards — at the side — downwards • for live parts <ul style="list-style-type: none"> — forwards — Backwards — upwards — downwards 	0 mm 0 mm 50 mm 50 mm 0 mm 0 mm 0 mm 50 mm 30 mm 50 mm 0 mm 0 mm 50 mm 50 mm

— at the side

30 mm

Connections/ Terminals:

Product function <ul style="list-style-type: none">removable terminal for auxiliary and control circuit	No
Type of electrical connection <ul style="list-style-type: none">for main current circuit	screw-type terminals
Arrangement of electrical connectors for main current circuit	Top and bottom
Type of connectable conductor cross-section <ul style="list-style-type: none">for main contacts<ul style="list-style-type: none">single or multi-strandedfinely stranded with core end processingfor AWG conductors for main contacts	2x (0,75 ... 2,5 mm ²), 2x 4 mm ² 2x (0.5 ... 1.5 mm ²), 2x (0.75 ... 2.5 mm ²) 2x (18 ... 14), 2x 12
Design of screwdriver shaft	Diameter 5 to 6 mm
Design of the thread of the connection screw <ul style="list-style-type: none">for main contacts	M3

Safety related data:

B10 value with high demand rate acc. to SN 31920	50 000
Proportion of dangerous failures <ul style="list-style-type: none">with low demand rate acc. to SN 31920with high demand rate acc. to SN 31920	40 % 40 %
T1 value for proof test interval or service life acc. to IEC 61508	10 y

Mechanical data:

Size of the circuit-breaker	S00
------------------------------------	-----

Display:

Display version <ul style="list-style-type: none">for switching status	Handle
---	--------

Certificates/ approvals:

General Product Approval	For use in hazardous locations	Declaration of Conformity
--------------------------	--------------------------------	---------------------------



[KTL](#)



Test Certificates	Shipping Approval
-------------------	-------------------

[Typprüfbescheinigung/Werkszeugnis](#)

[spezielle Prüfbescheinigungen](#)

[Werksbescheinigungen](#)



Shipping Approval	other
-------------------	-------



[Umweltbestätigung](#)

other

[Bestätigungen](#)



Further information

Information- and Downloadcenter (Catalogs, Brochures,...)

<http://www.siemens.com/industrial-controls/catalogs>

Industry Mall (Online ordering system)

<http://www.siemens.com/industrymall>

Cax online generator

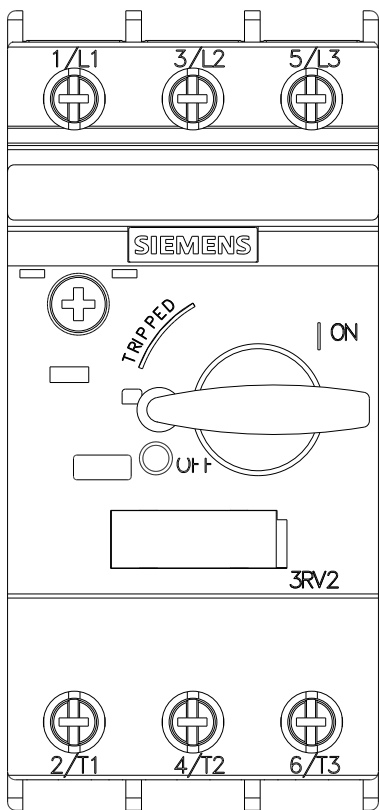
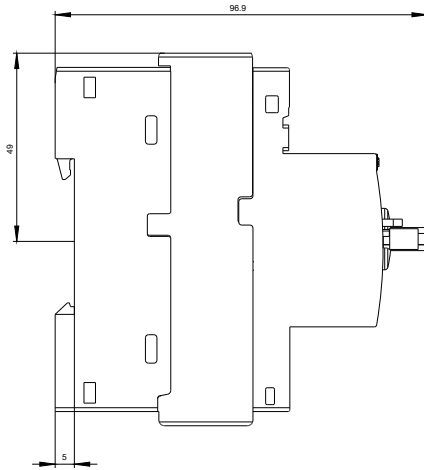
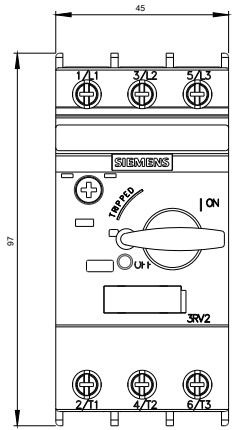
<http://support.automation.siemens.com/WW/CAXorder/default.aspx?lang=en&mfb=3RV20110BA10>

Service&Support (Manuals, Certificates, Characteristics, FAQs,...)

<https://support.industry.siemens.com/cs/ww/en/ps/3RV20110BA10>

Image database (product images, 2D dimension drawings, 3D models, device circuit diagrams, EPLAN macros, ...)

http://www.automation.siemens.com/bilddb/cax_de.aspx?mfb=3RV20110BA10&lang=en





last modified:

29.06.2015