

CIRCUIT BREAKER 400V 6KA, 3POLE, C, 30A



Model	
product brandname	SENTRON
Product designation	Miniature circuit breaker
General technical data	
Number of poles	3
Number of poles / Note	3P
Tripping characteristic class	C
characteristic / Let-through current characteristic	DS_5SY_C_0_5
circuit-breaker / Design	5SY6
Mechanical service life (switching cycles) / typical	20 000
Overvoltage category	3
Voltage	
Type of voltage	AC/DC
Insulation voltage	
<ul style="list-style-type: none"> with single-phase operation / at AC / rated value 	250 V
<ul style="list-style-type: none"> with multi-phase operation / at AC / rated value 	440 V
Supply voltage	

Supply voltage / at AC / rated value	400 V
Supply voltage frequency	
• rated value	50/60 Hz
Protection class	
Protection class IP	IP20, with connected conductors
Energy limiting class	3
Switching capacity	
Switching capacity current	
• at DC / acc. to IEC 60947-2 / rated value	15 kA
• acc. to EN 60898 / rated value	6 kA
• acc. to IEC 60947-2 / rated value	15 kA
Dissipation	
Power loss [W]	
• for rated value of the current / at AC / in hot operating state / per pole	2.3 W
• maximum	6.9 W
Electricity	
Current / at AC / rated value	30 A
Current limitation characteristic, no. / Let-through energy	DE_5SY_C_0_5
Product details	
Product feature / Touch protection	Yes
Product component	
• combined terminal top	Yes
• combined terminal bottom	Yes
Product feature	
• Properties for main switches in accordance with EN 60204-1	No
• halogen-free	Yes
• sealable	Yes
• silicon-free	Yes
Product extension / can be installed / supplementary devices	Yes
Product function	
Product function / neutral conductor switching	No
Short circuit	
Breaking capacity short-circuit current (I_{cn})	
• at AC / acc. to UL 1077 and CSA C22.2 No.235	5 kA
Number	

Number of test cycles / for environmental testing / acc. to IEC 60068-2-30	6
--	---

Connections

Connectable conductor cross-section / stranded	
<ul style="list-style-type: none"> • minimum • maximum 	0.75 mm ² 35 mm ²
Connectable conductor cross-section	
<ul style="list-style-type: none"> • solid <ul style="list-style-type: none"> — minimum — maximum • finely stranded / with core end processing <ul style="list-style-type: none"> — minimum — maximum 	0.75 mm ² 35 mm ² 0.75 mm ² 25 mm ²
AWG number / as coded connectable conductor cross section	
<ul style="list-style-type: none"> • minimum • maximum 	14 4
Tightening torque [lbf·in] / with screw-type terminals	
<ul style="list-style-type: none"> • minimum • maximum 	22 lbf·in 26 lbf·in
Tightening torque / with screw-type terminals	
<ul style="list-style-type: none"> • minimum • maximum 	2.5 N·m 3 N·m
Position / of power supply cord	Any

Mechanical Design

Height	90 mm
Width	36 mm
Depth	76 mm
Mounting position	any
Installation depth	70 mm
Number of width units	3
Mounting type	Quick assembly system
Net weight	451 g





Environmental conditions

Influence of the surrounding temperature	Max. 95% humidity
Vibration resistance / acc. to IEC 60068-2-6	50m/s ² at 25 to 150Hz and 60m/s ² at 35Hz (4sec)
Ambient temperature	
<ul style="list-style-type: none"> • minimum • maximum • during storage / minimum • during storage / maximum 	-25 °C 55 °C -40 °C 75 °C

Certificates

Equipment marking / acc. to DIN EN 61346-2

F

General Product Approval	Declaration of Conformity	Test Certificates	Shipping Approval
 VDE	 RCM	 EG-Konf.	 ABS

[sonstig](#)

[sonstig](#)

Shipping Approval



Further information

Information- and Downloadcenter (Catalogs, Brochures,...)

<http://www.siemens.com/lowvoltage/catalogs>

Industry Mall (Online ordering system)

<https://mall.industry.siemens.com/mall/en/en/Catalog/product?mlfb=5SY6330-7>

Service&Support (Manuals, Certificates, Characteristics, FAQs,...)

<http://support.automation.siemens.com/WW/view/en/5SY6330-7/all>

Image database (product images, 2D dimension drawings, 3D models, device circuit diagrams, ...)

http://www.automation.siemens.com/bilddb/cax_en.aspx?mlfb=5SY6330-7

CAX-Online-Generator

<http://www.siemens.com/cax>

Tender specifications

<http://www.siemens.com/specifications>

