






CIRCUIT BREAKER 10KA, 2POLE, D, 3A ACC. TO UL 489 - 480Y/277V



| Model | |
|---|--|
| product brandname | SENTRON |
| Product designation | Miniature circuit breakers |
| Design of the product | Miniature circuit-breaker 5SJ4 |
| General technical data | |
| Number of poles | 2 |
| Number of poles / Note | 2P |
| Tripping characteristic class | D |
| Installation environment regarding EMC | Suitable for environment B (immunity to interference not applicable) |
| circuit-breaker / Design | 5SJ4 |
| Mechanical service life (switching cycles) / typical | 20 000 |
| Equipment marking / acc. to DIN 40719 extended according to IEC 204-2 / acc. to IEC 750 | F |
| Overvoltage category | 3 |
| Voltage | |
| Type of voltage | AC/DC |
| Insulation voltage / at AC / rated value | 440 V |

| Supply voltage | |
|--|--|
| Supply voltage / at AC / rated value | 400 V |
| Supply voltage frequency / rated value | 50 Hz |
| Protection class | |
| Protection class IP | IP20, with connected conductors, IP 40 in the handle range |
| Switching capacity | |
| Switching capacity current | |
| <ul style="list-style-type: none"> • acc. to EN 60898 / rated value | 10 kA |
| <ul style="list-style-type: none"> • acc. to IEC 60947-2 / rated value | 15 kA |
| Dissipation | |
| Power loss [W] | |
| <ul style="list-style-type: none"> • for rated value of the current / at AC / in hot operating state / per pole | 1.7 W |
| <ul style="list-style-type: none"> • maximum | 1 W |
| Electricity | |
| rated current I _n / IEC, DIN/VDE / at 40 Cel | 3 A |
| Current / at AC / rated value | 3 A |
| Main circuit | |
| Type of voltage supply / at AC / acc. to UL 489 and CSA C22.2 No. 5-02 | 480/277 |
| Operating voltage | |
| <ul style="list-style-type: none"> • minimum | 24 V |
| <ul style="list-style-type: none"> • at AC / acc. to UL 489 and CSA C22.2 No. 5-02 / maximum | 277 V |
| <ul style="list-style-type: none"> • at DC / 1-channel / acc. to UL 489 and CSA C22.2 No. 5-02 / maximum | 60 V |
| <ul style="list-style-type: none"> • at DC / 2-channel / acc. to UL 489 and CSA C22.2 No. 5-02 / maximum | 125 V |
| <ul style="list-style-type: none"> • at DC / rated value / maximum | 60 V |
| Product details | |
| Product feature / Touch protection | Yes |
| Product component | |
| <ul style="list-style-type: none"> • Tunnel terminals top | No |
| <ul style="list-style-type: none"> • Tunnel terminals bottom | No |
| <ul style="list-style-type: none"> • combined terminal top | Yes |
| <ul style="list-style-type: none"> • combined terminal bottom | Yes |
| Product feature | |
| <ul style="list-style-type: none"> • halogen-free | Yes |
| <ul style="list-style-type: none"> • sealable | Yes |
| <ul style="list-style-type: none"> • silicon-free | Yes |

| | |
|--|--|
| Product extension / can be installed / supplementary devices | Yes |
| Product function | |
| Product function | Terminal tightening torque for Cu, 60/75°C; 3.5Nm/31lb.in |
| <ul style="list-style-type: none"> Note neutral conductor switching | No |
| Short circuit | |
| Breaking capacity short-circuit current (I _{cn}) / at AC / acc. to UL 1077 and CSA C22.2 No.235 | 10 kA |
| Number | |
| Number of test cycles / for environmental testing / acc. to IEC 60068-2-30 | 6 |
| Connections | |
| Connectable conductor cross-section / finely stranded / with core end processing | |
| <ul style="list-style-type: none"> minimum maximum | 1.5 mm ² 25 mm ² |
| Position / of power supply cord | Any |
| Mechanical Design | |
| Height | 121 mm |
| Width | 36 mm |
| Depth | 76 mm |
| Mounting position | any |
| Installation depth | 70 mm |
| Number of width units | 2 |
| Mounting type | on standard mounting rail |
| Environmental conditions | |
| Degree of pollution | 3 |
| Influence of the surrounding temperature | max. 95% humidity |
| Vibration resistance | 50 m/s ² at 25 to 150Hz and 60m/s ² at 35Hz (4sec) |
| Vibration resistance / acc. to IEC 60068-2-6 | 50 m/s ² at 25 to 150Hz and 60m/s ² at 35Hz (4sec) |
| Ambient temperature | |
| <ul style="list-style-type: none"> minimum maximum during storage / minimum during storage / maximum | -25 °C 55 °C -40 °C 75 °C |
| Certificates | |
| Equipment marking | |
| <ul style="list-style-type: none"> acc. to DIN EN 61346-2 acc. to DIN EN 81346-2 | F F |

| General Product Approval | Declaration of Conformity | Test Certificates |
|---|---|--|
|  CCC |  UL |  VDE |
|  EG-Konf. | spezielle Prüfbescheinigungen n | |

Further information

Information- and Downloadcenter (Catalogs, Brochures,...)

<http://www.siemens.com/lowvoltage/catalogs>

Industry Mall (Online ordering system)

<https://mall.industry.siemens.com/mall/en/en/Catalog/product?mlfb=5SJ4203-8HG42>

Service&Support (Manuals, Certificates, Characteristics, FAQs,...)

<http://support.automation.siemens.com/WW/view/en/5SJ4203-8HG42/all>

Image database (product images, 2D dimension drawings, 3D models, device circuit diagrams, ...)

http://www.automation.siemens.com/bilddb/cax_en.aspx?mlfb=5SJ4203-8HG42

CAX-Online-Generator

<http://www.siemens.com/cax>

Tender specifications

<http://www.siemens.com/specifications>

