



SIRIUS SOFT STARTER, VALUES WITH 575 V, 50 DEG., STANDARD: 100A, 75HP, INSIDE-DELTA CIRCUIT 3: 173A, 150HP, 400-600 V AC, 115 V AC, SCREW TERMINALS

General technical data:

product brand name		SIRIUS
Product feature		
<ul style="list-style-type: none"> integrated bypass contact system 		Yes
<ul style="list-style-type: none"> Thyristors 		Yes
Product function		
<ul style="list-style-type: none"> Intrinsic device protection 		Yes
<ul style="list-style-type: none"> motor overload protection 		Yes
<ul style="list-style-type: none"> Evaluation of thermistor motor protection 		Yes
<ul style="list-style-type: none"> External reset 		Yes
<ul style="list-style-type: none"> Adjustable current limitation 		Yes
<ul style="list-style-type: none"> inside-delta circuit 		Yes
Product component Motor brake output		Yes
Equipment marking acc. to DIN EN 61346-2		Q
Equipment marking acc. to DIN 40719 extended according to IEC 204-2 acc. to IEC 750		G

Power Electronics:

Product designation		soft starters for high feature applications
----------------------------	--	---

Operating current		
• at 40 °C rated value	A	113
• at 50 °C rated value	A	100
• at 60 °C rated value	A	88
Operating current for three-phase motors at inside-delta circuit		
• at 40 °C rated value	A	196
• at 50 °C rated value	A	173
• at 60 °C rated value	A	152
Mechanical power output for three-phase motors		
• at 400 V		
— at standard circuit at 40 °C rated value	W	55 000
— at inside-delta circuit at 40 °C rated value	W	110 000
• at 500 V		
— at standard circuit at 40 °C rated value	W	75 000
— at inside-delta circuit at 40 °C rated value	W	132 000
Operating frequency rated value	Hz	50 ... 60
Relative negative tolerance of the operating frequency	%	-10
Relative positive tolerance of the operating frequency	%	10
Operating voltage at standard circuit rated value	V	400 ... 600
Relative negative tolerance of the operating voltage at standard circuit	%	-15
Relative positive tolerance of the operating voltage at standard circuit	%	10
Operating voltage at inside-delta circuit rated value	V	400 ... 600
Relative negative tolerance of the operating voltage at inside-delta circuit	%	-15
Relative positive tolerance of the operating voltage at inside-delta circuit	%	10
Minimum load [% of IM]	%	8
Adjustable motor current for motor overload protection minimum rated value	A	22
Continuous operating current [% of I_e] at 40 °C	%	115
Power loss [W] at operating current at 40 °C during operation typical	W	64

Control electronics:

Type of voltage of the control supply voltage		AC
Control supply voltage frequency 1 rated value	Hz	50
Control supply voltage frequency 2 rated value	Hz	60
Relative negative tolerance of the control supply voltage frequency	%	-10
Relative positive tolerance of the control supply voltage frequency	%	10

Control supply voltage 1 at AC		
• at 50 Hz rated value	V	115
• at 60 Hz rated value	V	115
Relative negative tolerance of the control supply voltage at AC at 60 Hz	%	-15
Relative positive tolerance of the control supply voltage at AC at 60 Hz	%	10
Display version for fault signal		Display

Mechanical data:

Width	mm	170
Height	mm	200
Depth	mm	270
Mounting type		screw fixing
Mounting position		with vertical mounting surface +/-90° rotatable, with vertical mounting surface +/- 22.5° tiltable to the front and back
Required spacing with side-by-side mounting		
• upwards	mm	100
• at the side	mm	5
• downwards	mm	75
Installation altitude at height above sea level	m	5 000
Wire length maximum	m	500
Number of poles for main current circuit		3

Connections/ Terminals:

Type of electrical connection		
• for main current circuit		busbar connection
• for auxiliary and control current circuit		screw-type terminals
Number of NC contacts for auxiliary contacts		0
Number of NO contacts for auxiliary contacts		3
Number of CO contacts for auxiliary contacts		1
Type of connectable conductor cross-sections for main contacts for box terminal using the front clamping point		
• finely stranded with core end processing		16 ... 70 mm ²
• finely stranded without core end processing		16 ... 70 mm ²
• stranded		16 ... 70 mm ²
Type of connectable conductor cross-sections for main contacts for box terminal using the back clamping point		
• finely stranded with core end processing		16 ... 70 mm ²
• finely stranded without core end processing		16 ... 70 mm ²
• stranded		16 ... 70 mm ²

Type of connectable conductor cross-sections for main contacts for box terminal using both clamping points <ul style="list-style-type: none"> • finely stranded with core end processing • finely stranded without core end processing • stranded 		max. 1x 50 mm ² , 1x 70 mm ² max. 1x 50 mm ² , 1x 70 mm ² max. 2x 70 mm ²
Type of connectable conductor cross-sections at AWG conductors for main contacts for box terminal <ul style="list-style-type: none"> • using the back clamping point • using the front clamping point • using both clamping points 		6 ... 2/0 6 ... 2/0 max. 2x 1/0
Type of connectable conductor cross-sections for DIN cable lug for main contacts <ul style="list-style-type: none"> • finely stranded • stranded 		16 ... 95 mm ² 25 ... 120 mm ²
Type of connectable conductor cross-sections for auxiliary contacts <ul style="list-style-type: none"> • solid • finely stranded with core end processing 		2x (0.5 ... 2.5 mm ²) 2x (0.5 ... 1.5 mm ²)
Type of connectable conductor cross-sections at AWG conductors <ul style="list-style-type: none"> • for main contacts • for auxiliary contacts • for auxiliary contacts finely stranded with core end processing 		4 ... 250 kcmil 2x (20 ... 14) 2x (20 ... 16)

Ambient conditions:

Ambient temperature		
<ul style="list-style-type: none"> • during operation 	°C	60
<ul style="list-style-type: none"> • during storage 	°C	-25 ... +80
Derating temperature	°C	40
Protection class IP		IP00

Certificates/ approvals:

General Product Approval	EMC	Declaration of Conformity
--------------------------	-----	---------------------------



Test Certificates	Shipping Approval
-------------------	-------------------

[spezielle Prüfbescheinigung](#)
n

[Typprüfbescheinigung/Werkszeugnis](#)



Shipping Approval	other
-------------------	-------



[Umweltbestätigung](#)

[Bestätigungen](#)

UL/CSA ratings:

Yielded mechanical performance [hp] for three-phase AC motor		
• at 460/480 V		
— at standard circuit at 50 °C rated value	hp	75
— at inside-delta circuit at 50 °C rated value	hp	125
• at 575/600 V		
— at standard circuit at 50 °C rated value	hp	75
— at inside-delta circuit at 50 °C rated value	hp	150
Contact rating of auxiliary contacts according to UL		B300 / R300

Further information

Simulation Tool for Soft Starters (STS)

<https://support.industry.siemens.com/cs/ww/en/view/101494917>

Information- and Downloadcenter (Catalogs, Brochures,...)

<http://www.siemens.com/industrial-controls/catalogs>

Industry Mall (Online ordering system)

<http://www.siemens.com/industrymall>

Cax online generator

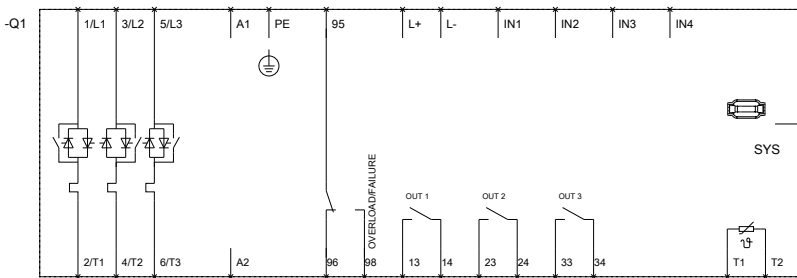
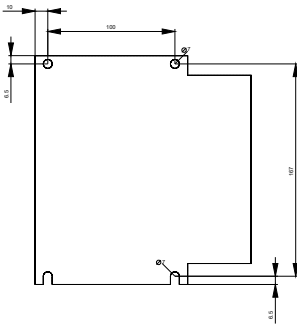
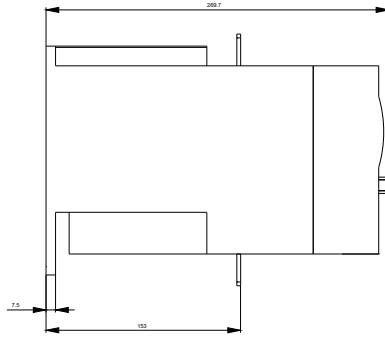
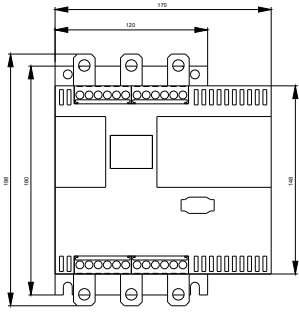
<http://support.automation.siemens.com/WW/CAXorder/default.aspx?lang=en&mlfb=3RW44346BC35>

Service&Support (Manuals, Certificates, Characteristics, FAQs,...)

<https://support.industry.siemens.com/cs/ww/en/ps/3RW44346BC35>

Image database (product images, 2D dimension drawings, 3D models, device circuit diagrams, EPLAN macros, ...)

http://www.automation.siemens.com/bilddb/cax_de.aspx?mlfb=3RW44346BC35&lang=en



last modified:

17.03.2016