



LATERAL AUXILIARY SWITCH 2NO+2NC, SCREW CONNECTION, FOR CIRCUIT-BREAKERS 3RV2

| General technical data: | | |
|---|----|----------------------------|
| product brand name | | SIRIUS |
| Product designation | | auxiliary switch, lateral |
| Design of the product | | lateral auxiliary switches |
| Size of the circuit-breaker | | S00, S0, S2 |
| Protection class IP on the front | | IP20 |
| Ambient temperature | | |
| • during storage | °C | -50 ... +80 |
| • during operation | °C | -20 ... +60 |
| Auxiliary circuit: | | |
| Number of NC contacts for auxiliary contacts instantaneous contact | | 2 |
| Number of NO contacts for auxiliary contacts instantaneous contact | | 2 |
| Number of CO contacts of the auxiliary contacts instantaneous contact | | 0 |
| Operating current | | |
| • of the auxiliary contacts | | |
| — at AC-12 | | |
| — at 24 V | A | 10 |
| — at 230 V | A | 10 |
| — at 400 V | A | 10 |
| — at 690 V | A | 10 |
| — maximum | A | 10 |
| — at AC-15 | | |

- at 24 V
- at 230 V
- at 400 V
- at DC-13
 - at 24 V
 - at 110 V
 - at 125 V
 - at 220 V
 - at 250 V
- at AC-15 at 690 V Rated value

| | |
|---|------|
| A | 6 |
| A | 4 |
| A | 3 |
| A | 2 |
| A | 0.5 |
| A | 0.5 |
| A | 0.25 |
| A | 0.25 |
| A | 1 |

Installation/ mounting/ dimensions:





| | | |
|----------------------|----|----------------|
| Mounting type | | plug-in fixing |
| Width | mm | 18 |
| Height | mm | 90 |
| Depth | mm | 68 |



Connections/ Terminals:





| | | |
|---|--|--|
| Type of electrical connection for auxiliary and control current circuit | | screw-type terminals |
| Type of connectable conductor cross-section | | |
| <ul style="list-style-type: none"> • for auxiliary contacts <ul style="list-style-type: none"> — solid — finely stranded — with core end processing • for AWG conductors for auxiliary contacts | | 2x (0.5 ... 1.5 mm ²), 2x (0.75 ... 2.5 mm ²) 2x (0.5 ... 1.5 mm ²), 2x (0.75 ... 2.5 mm ²) 2x (20 ... 14) |

Certificates/ approvals:

| | | |
|-----------------------------------|--|---------------------|
| Certificate of suitability | | CE / UL / CSA / CCC |
|-----------------------------------|--|---------------------|

| General Product Approval | | | Declaration of Conformity | Test Certificates | |
|--|--|---|---|--|--|
|  CCC |  CSA |  UL |  EG-Konf. | Special Test Certificate | Type Test Certificates/Test Report |

| Test Certificates | Shipping Approval | | | | |
|--|--|---|--|---|--|
| Declaration of the Compliance with the order |  ABS |  BUREAU VERITAS |  DNV |  GL |  LRS |

| Shipping Approval | | | other | | |
|--|---|---|---|--|-----------------------|
|  PRS |  RINA |  RMRS | Environmental Confirmations |  VDE | other |

Further information

Information- and Downloadcenter (Catalogs, Brochures,...)

<http://www.siemens.com/industrial-controls/catalogs>

Industry Mall (Online ordering system)

<http://www.siemens.com/industrymall>

Cax online generator

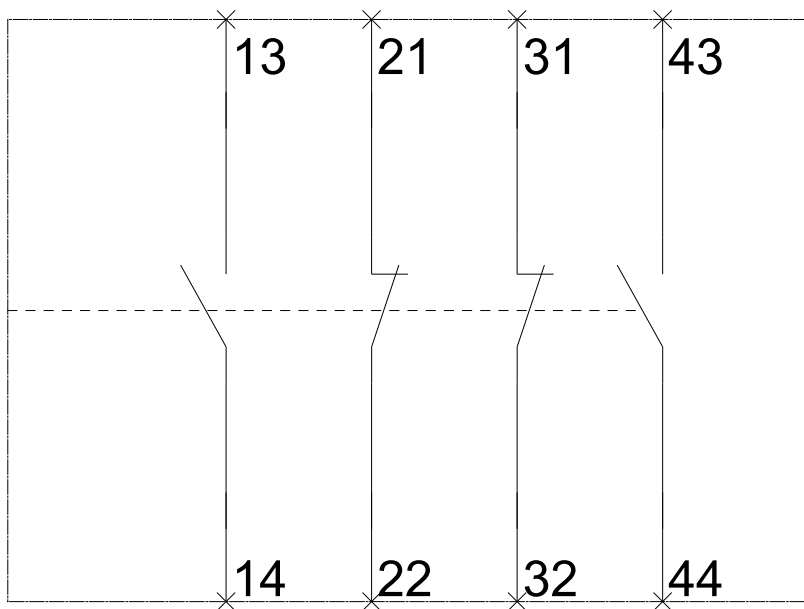
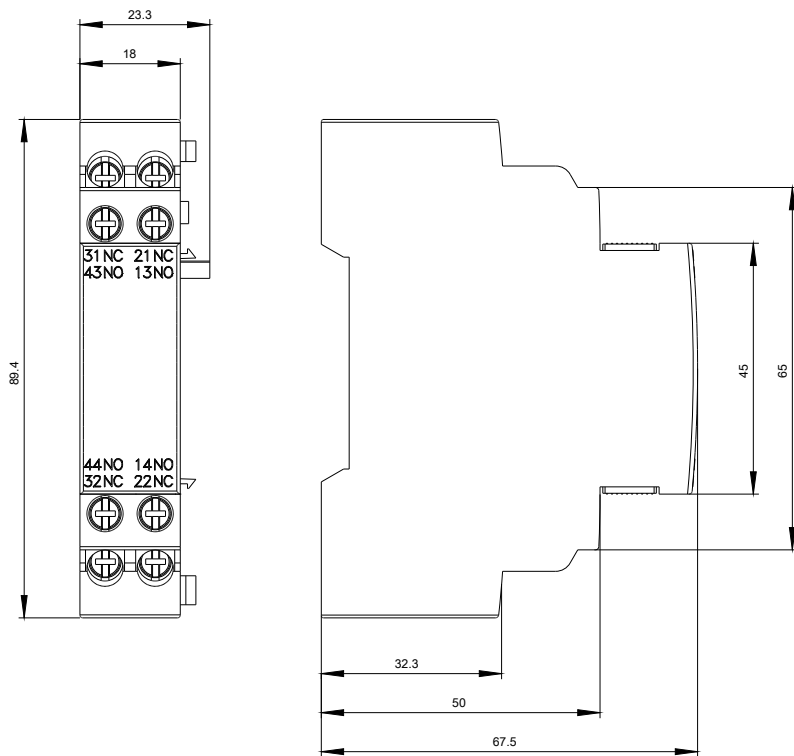
<http://support.automation.siemens.com/WW/CAXorder/default.aspx?lang=en&mlfb=3RV29011J>

Service&Support (Manuals, Certificates, Characteristics, FAQs,...)

<https://support.industry.siemens.com/cs/ww/en/ps/3RV29011J>

Image database (product images, 2D dimension drawings, 3D models, device circuit diagrams, EPLAN macros, ...)

http://www.automation.siemens.com/bilddb/cax_de.aspx?mlfb=3RV29011J&lang=en



last modified:

01.04.2015