



CIRCUIT-BREAKER SZ S00, FOR TRANSFORMER PROT. A-RELEASE 0.45...0.63A, N-RELEASE 13A SCREW CONNECTION, STANDARD SW. CAPACITY

product brand name	SIRIUS
Product designation	3RV2 circuit breaker

General technical data:

Size of contactor can be combined company-specific	S00
Product expansion	Yes
• Auxiliary switch	Yes
Active power loss total typical	5 W
Insulation voltage	
• with degree of pollution 3 Rated value	690 V
Surge voltage resistance Rated value	6 kV
Protection class IP	
• on the front	IP20
• of the terminal	IP20
Mechanical service life (switching cycles)	
• of the main contacts typical	100 000
• of the auxiliary contacts typical	100 000
Electrical endurance (switching cycles)	
• typical	100 000
Temperature compensation	-20 ... +60 °C

Ambient conditions:

Installation altitude at height above sea level maximum	2 000 m
Ambient temperature	
• during operation	-20 ... +60 °C
• during storage	-50 ... +80 °C

• during transport	-50 ... +80 °C
Relative humidity during operation	10 ... 95 %
Main circuit:	
Adjustable response value current of the current-dependent overload release	0.45 ... 0.63 A
Operating voltage	
• Rated value	690 V
• at AC-3 Rated value maximum	690 V
Operating frequency Rated value	50 ... 60 Hz
Operating current Rated value	0.63 A
Operating current	
• at AC-3	
— at 400 V Rated value	0.63 A
Operating power	
• at AC-3	
— at 230 V Rated value	90 W
— at 400 V Rated value	180 W
— at 500 V Rated value	180 W
— at 690 V Rated value	250 W
Operating frequency	
• at AC-3 maximum	15 1/h
Auxiliary circuit:	
Number of NC contacts	
• for auxiliary contacts	0
Number of NO contacts	
• for auxiliary contacts	0
Number of CO contacts	
• for auxiliary contacts	0
Protective and monitoring functions:	
Trip class	CLASS 10
Design of the overload circuit breaker	thermal
Operational short-circuit current breaking capacity (Ics) at AC	
• at 240 V Rated value	100 kA
• at 400 V Rated value	100 kA
• at 500 V Rated value	100 kA
• at 690 V Rated value	100 kA
Maximum short-circuit current breaking capacity (Icu)	
• at AC at 240 V Rated value	100 kA
• with AC at 400 V Rated value	100 kA
• at AC at 500 V Rated value	100 kA

<ul style="list-style-type: none"> • at AC at 690 V Rated value 	100 kA
Breaking capacity short-circuit current (I_{cn})	
<ul style="list-style-type: none"> • with 1 current path at DC at 150 V Rated value 	10 kA
<ul style="list-style-type: none"> • with 2 current paths in series at DC at 300 V Rated value 	10 kA
<ul style="list-style-type: none"> • with 3 current paths in series at DC at 450 V Rated value 	10 kA
Response value current of the instantaneous short-circuit release	13 A

UL/CSA ratings:

Full-load current (FLA) for three-phase AC motor	
<ul style="list-style-type: none"> • at 480 V Rated value 	0.63 A
<ul style="list-style-type: none"> • at 600 V Rated value 	0.63 A

Short-circuit:

Design of the short-circuit trip	magnetic
Design of the fuse link for IT network for short-circuit protection of the main circuit	
<ul style="list-style-type: none"> • at 690 V 	gL/gG 6 A

Installation/ mounting/ dimensions:

mounting position	any
Mounting type	screw and snap-on mounting onto 35 mm standard mounting rail according to DIN EN 60715
Height	97 mm
Width	45 mm
Depth	96 mm
Required spacing	
<ul style="list-style-type: none"> • with side-by-side mounting <ul style="list-style-type: none"> — forwards — Backwards — upwards — downwards — at the side • for grounded parts <ul style="list-style-type: none"> — forwards — Backwards — upwards — at the side — downwards • for live parts <ul style="list-style-type: none"> — forwards — Backwards 	0 mm 0 mm 50 mm 50 mm 0 mm 0 mm 0 mm 50 mm 30 mm 50 mm 0 mm 0 mm

— upwards	50 mm
— downwards	50 mm
— at the side	30 mm

Connections/ Terminals:

Product function	
<ul style="list-style-type: none"> removable terminal for auxiliary and control circuit 	No
Type of electrical connection	
<ul style="list-style-type: none"> for main current circuit 	screw-type terminals
Arrangement of electrical connectors for main current circuit	Top and bottom
Type of connectable conductor cross-section	
<ul style="list-style-type: none"> for main contacts <ul style="list-style-type: none"> single or multi-stranded finely stranded with core end processing for AWG conductors for main contacts 	2x (0,75 ... 2,5 mm ²), 2x 4 mm ² 2x (0.5 ... 1.5 mm ²), 2x (0.75 ... 2.5 mm ²) 2x (18 ... 14), 2x 12
Design of screwdriver shaft	Diameter 5 to 6 mm
Design of the thread of the connection screw	
<ul style="list-style-type: none"> for main contacts 	M3

Safety related data:

B10 value with high demand rate acc. to SN 31920	50 000
Proportion of dangerous failures	
<ul style="list-style-type: none"> with low demand rate acc. to SN 31920 with high demand rate acc. to SN 31920 	40 % 40 %
T1 value for proof test interval or service life acc. to IEC 61508	10 y




Mechanical data:


Size of the circuit-breaker	S00
------------------------------------	-----





Display:

Display version	
<ul style="list-style-type: none"> for switching status 	Handle

Certificates/ approvals:

General Product Approval		Declaration of Conformity	Test Certificates	
	KTL			spezielle Prüfbescheinigungen
CSA			EG-Konf.	Werksbescheinigungen

Test Certificates	Shipping Approval				
Typprüfbescheinigung/Werkszeugnis					
	ABS	BUREAU VERITAS	DNV	GL	LRS

Shipping Approval			other		
			Umweltbestätigung	Bestätigungen	
PRS	RINA	RMRS			VDE

Further information

Information- and Downloadcenter (Catalogs, Brochures,...)

<http://www.siemens.com/industrial-controls/catalogs>

Industry Mall (Online ordering system)

<http://www.siemens.com/industrymall>

Cax online generator

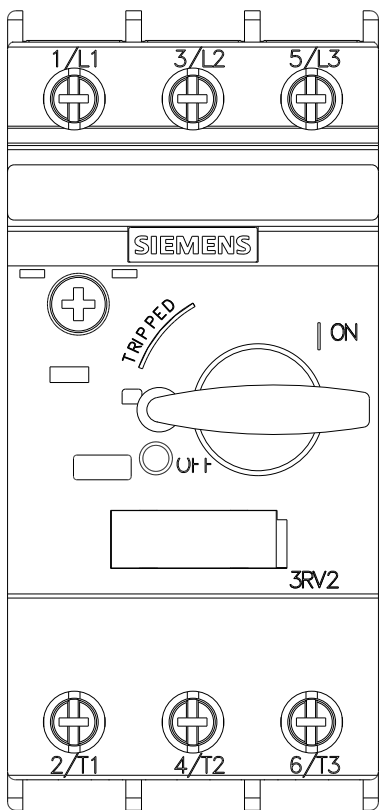
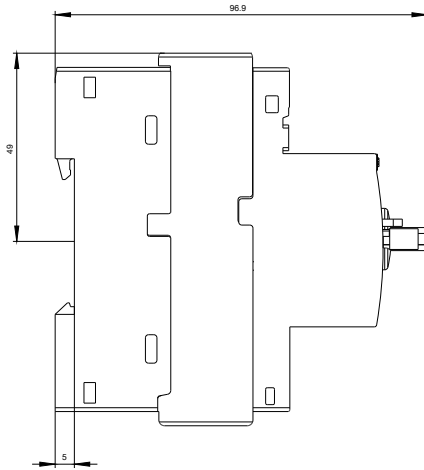
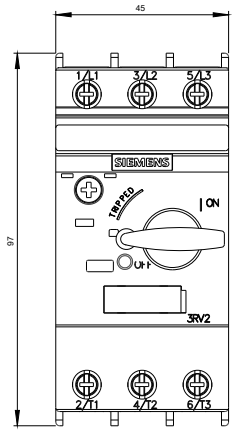
<http://support.automation.siemens.com/WW/CAXorder/default.aspx?lang=en&mfb=3RV24110GA10>

Service&Support (Manuals, Certificates, Characteristics, FAQs,...)

<https://support.industry.siemens.com/cs/ww/en/ps/3RV24110GA10>

Image database (product images, 2D dimension drawings, 3D models, device circuit diagrams, EPLAN macros, ...)

http://www.automation.siemens.com/bilddb/cax_de.aspx?mfb=3RV24110GA10&lang=en





last modified:

29.06.2015