



CIRCUIT-BREAKER SZ S00, FOR MOTOR PROTECTION, CLASS 10, A-RELEASE 5.5...8A, N-RELEASE 104A, RING CABLE LUG CONNECTION, STANDARD SW. CAPACITY

product brand name	SIRIUS
Product designation	3RV2 circuit breaker

**General technical data:**

Size of contactor can be combined company-specific	S2
Product expansion	Yes
• Auxiliary switch	Yes
Active power loss total typical	7 W
Insulation voltage	690 V
• with degree of pollution 3 Rated value	690 V
Surge voltage resistance Rated value	6 kV
Protection class IP	IP00
• on the front	IP00
• of the terminal	IP00
Mechanical service life (switching cycles)	100 000
• of the main contacts typical	100 000
• of the auxiliary contacts typical	100 000
Electrical endurance (switching cycles)	100 000
• typical	100 000
Temperature compensation	-20 ... +60 °C
Type of protection	Increased safety

**Ambient conditions:**

Installation altitude at height above sea level maximum	2 000 m
Ambient temperature	-20 ... +60 °C
• during operation	-20 ... +60 °C

<ul style="list-style-type: none"> <li>during storage</li> </ul>	-50 ... +80 °C
<ul style="list-style-type: none"> <li>during transport</li> </ul>	-50 ... +80 °C
<b>Relative humidity during operation</b>	10 ... 95 %

#### Main circuit:

<b>Adjustable response value current of the current-dependent overload release</b>	5.5 ... 8 A
<b>Operating voltage</b>	
<ul style="list-style-type: none"> <li>Rated value</li> </ul>	690 V
<ul style="list-style-type: none"> <li>at AC-3 Rated value maximum</li> </ul>	690 V
<b>Operating frequency Rated value</b>	50 ... 60 Hz
<b>Operating current Rated value</b>	8 A
<b>Operating current</b>	
<ul style="list-style-type: none"> <li>at AC-3</li> </ul>	
<ul style="list-style-type: none"> <li>— at 400 V Rated value</li> </ul>	8 A
<b>Operating power</b>	
<ul style="list-style-type: none"> <li>at AC-3</li> </ul>	
<ul style="list-style-type: none"> <li>— at 230 V Rated value</li> </ul>	1 500 W
<ul style="list-style-type: none"> <li>— at 400 V Rated value</li> </ul>	3 000 W
<ul style="list-style-type: none"> <li>— at 500 V Rated value</li> </ul>	4 000 W
<ul style="list-style-type: none"> <li>— at 690 V Rated value</li> </ul>	5 500 W
<b>Operating frequency</b>	
<ul style="list-style-type: none"> <li>at AC-3 maximum</li> </ul>	15 1/h

#### Auxiliary circuit:

<b>Number of NC contacts</b>	
<ul style="list-style-type: none"> <li>for auxiliary contacts</li> </ul>	0
<b>Number of NO contacts</b>	
<ul style="list-style-type: none"> <li>for auxiliary contacts</li> </ul>	0
<b>Number of CO contacts</b>	
<ul style="list-style-type: none"> <li>for auxiliary contacts</li> </ul>	0

#### Protective and monitoring functions:

<b>Trip class</b>	CLASS 10
<b>Design of the overload circuit breaker</b>	thermal
<b>Operational short-circuit current breaking capacity (Ics) at AC</b>	
<ul style="list-style-type: none"> <li>at 240 V Rated value</li> </ul>	100 kA
<ul style="list-style-type: none"> <li>at 400 V Rated value</li> </ul>	100 kA
<ul style="list-style-type: none"> <li>at 500 V Rated value</li> </ul>	42 kA
<ul style="list-style-type: none"> <li>at 690 V Rated value</li> </ul>	4 kA
<b>Maximum short-circuit current breaking capacity (Icu)</b>	
<ul style="list-style-type: none"> <li>at AC at 240 V Rated value</li> </ul>	100 kA
<ul style="list-style-type: none"> <li>with AC at 400 V Rated value</li> </ul>	100 kA

<ul style="list-style-type: none"> <li>• at AC at 500 V Rated value</li> <li>• at AC at 690 V Rated value</li> </ul>	<p>42 kA</p> <p>6 kA</p>
<b>Breaking capacity short-circuit current (Icn)</b>	
<ul style="list-style-type: none"> <li>• with 1 current path at DC at 150 V Rated value</li> <li>• with 2 current paths in series at DC at 300 V Rated value</li> <li>• with 3 current paths in series at DC at 450 V Rated value</li> </ul>	<p>10 kA</p> <p>10 kA</p> <p>10 kA</p>
<b>Response value current of the instantaneous short-circuit release</b>	104 A

#### UL/CSA ratings:

<b>Full-load current (FLA) for three-phase AC motor</b>	
<ul style="list-style-type: none"> <li>• at 480 V Rated value</li> <li>• at 600 V Rated value</li> </ul>	<p>8 A</p> <p>8 A</p>
<b>yielded mechanical performance [hp]</b>	
<ul style="list-style-type: none"> <li>• for single-phase AC motor <ul style="list-style-type: none"> <li>— at 110/120 V Rated value</li> <li>— at 230 V Rated value</li> </ul> </li> <li>• for three-phase AC motor <ul style="list-style-type: none"> <li>— at 200/208 V Rated value</li> <li>— at 220/230 V Rated value</li> <li>— at 460/480 V Rated value</li> <li>— at 575/600 V Rated value</li> </ul> </li> </ul>	<p>0.333 hp</p> <p>1 hp</p> <p>2 hp</p> <p>2 hp</p> <p>5 hp</p> <p>5 hp</p>

#### Short-circuit:

<b>Design of the short-circuit trip</b>	magnetic
<b>Design of the fuse link for IT network for short-circuit protection of the main circuit</b>	
<ul style="list-style-type: none"> <li>• at 400 V</li> <li>• at 500 V</li> <li>• at 690 V</li> </ul>	<p>gL/gG 50 A</p> <p>gL/gG 40 A</p> <p>gL/gG 35 A</p>

#### Installation/ mounting/ dimensions:

<b>mounting position</b>	any
<b>Mounting type</b>	screw and snap-on mounting onto 35 mm standard mounting rail according to DIN EN 60715
<b>Height</b>	97 mm
<b>Width</b>	45 mm
<b>Depth</b>	96 mm
<b>Required spacing</b>	
<ul style="list-style-type: none"> <li>• with side-by-side mounting <ul style="list-style-type: none"> <li>— forwards</li> <li>— Backwards</li> <li>— upwards</li> </ul> </li> </ul>	<p>0 mm</p> <p>0 mm</p> <p>50 mm</p>

— downwards	50 mm
— at the side	0 mm
• for grounded parts	
— forwards	0 mm
— Backwards	0 mm
— upwards	50 mm
— at the side	30 mm
— downwards	50 mm
• for live parts	
— forwards	0 mm
— Backwards	0 mm
— upwards	50 mm
— downwards	50 mm
— at the side	30 mm

#### Connections/ Terminals:

<b>Product function</b>	
• removable terminal for auxiliary and control circuit	No
<b>Type of electrical connection</b>	
• for main current circuit	ring cable connection
• for auxiliary and control current circuit	ring cable connection
<b>Arrangement of electrical connectors for main current circuit</b>	Top and bottom
<b>Tightening torque</b>	
• for ring cable lug	
— for main contacts	1.2 ... 0.8 N·m
— for auxiliary contacts	1.2 ... 0.8 N·m
<b>Outer diameter of the usable ring cable lug maximum</b>	7.5 mm
<b>Design of screwdriver shaft</b>	Diameter 5 to 6 mm
<b>Design of the thread of the connection screw</b>	
• for main contacts	M3
• of the auxiliary and control contacts	M3

#### Safety related data:

<b>B10 value with high demand rate acc. to SN 31920</b>	50 000
<b>Proportion of dangerous failures</b>	
• with low demand rate acc. to SN 31920	40 %
• with high demand rate acc. to SN 31920	40 %
<b>T1 value for proof test interval or service life acc. to IEC 61508</b>	10 y

#### Mechanical data:

<b>Size of the circuit-breaker</b>	S00
------------------------------------	-----




## Display:






### Display version





- for switching status

Handle

## Certificates/ approvals:

General Product Approval	For use in hazardous locations	Declaration of Conformity	Test Certificates
 CSA	<a href="#">KTL</a> 	 EG-Konf.	<a href="#">Typprüfbescheinigung/Werkszeugnis</a>

Test Certificates	Shipping Approval
<a href="#">spezielle Prüfbescheinigung</a> n	 ABS
	 BUREAU VERITAS
	 DNV
	 GL
	 LRS

Shipping Approval	other
 PRS	<a href="#">Bestätigungen</a>
 RINA	<a href="#">Umweltbestätigung</a>
 RMRS	 VDE

## Further information

### Information- and Downloadcenter (Catalogs, Brochures,...)

<http://www.siemens.com/industrial-controls/catalogs>

### Industry Mall (Online ordering system)

<http://www.siemens.com/industrymall>

### Cax online generator

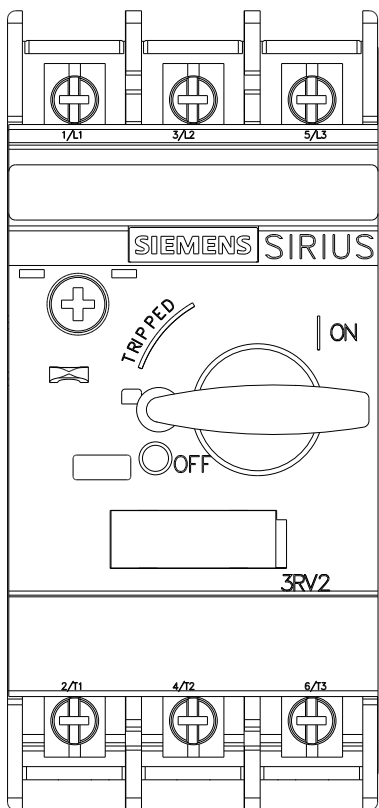
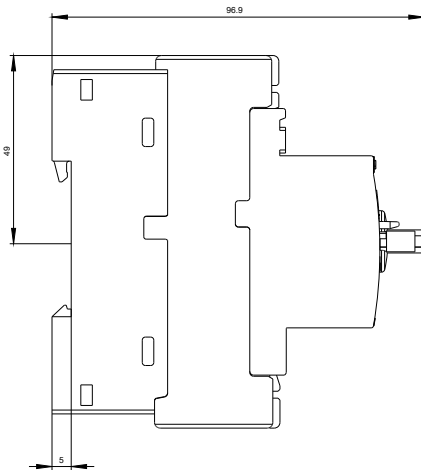
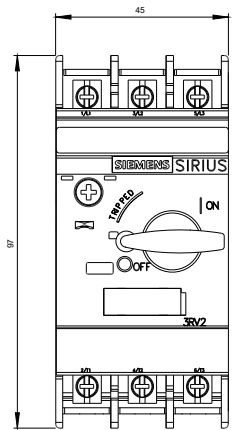
<http://support.automation.siemens.com/WW/CAXorder/default.aspx?lang=en&mlfb=3RV20111HA40>

### Service&Support (Manuals, Certificates, Characteristics, FAQs,...)

<https://support.industry.siemens.com/cs/ww/en/ps/3RV20111HA40>

### Image database (product images, 2D dimension drawings, 3D models, device circuit diagrams, EPLAN macros, ...)

[http://www.automation.siemens.com/bilddb/cax\\_de.aspx?mlfb=3RV20111HA40&lang=en](http://www.automation.siemens.com/bilddb/cax_de.aspx?mlfb=3RV20111HA40&lang=en)





last modified:

29.06.2015