

Catalog Number
Notes
Type

FEATURES & SPECIFICATIONS

INTENDED USE — The 4" Wafer-Thin LED square recessed downlight with remote driver box combines high quality light output and efficiency while eliminating the pot light housing for competitive affordability. This innovative wafer-slim Type IC design allows easy installation for new construction or remodel from below the ceiling without the requirement of a pot light housing. The LED module maintains at least 70% light output for 36,000 hours. These LED Wafer downlights are intended for closets, attics, hallways, bathrooms, kitchens, basements, soffits, entry ways, porches, garages, stairwells, corridors, nursing/retirement homes, condos, elevators, apartments, and any other small areas.

CONSTRUCTION — IC rated driver and fixture - approved for direct contact with insulation. Aluminum die cast outer frame. Durable, powder coat paint to prevent rust. Square fixture with integral edge-lit LED's. Plenum rated cable connector to connect from module to remote driver box. Isolated driver integrated inside steel remote box with four 7/8" knockouts with slots for pryout. Suitable for pulling wires with the 12 cubic-inch wiring compartment to accommodate up to (8) 14 gauge insulated conductors, or (6) 12 gauge insulated conductors; making the Wafer LED Downlights much easier to wire in 2in/2out (plus ground) daisy-chain applications and contractor friendly.

PATENT PENDING.

INSTALLATION — Ideal for shallow ceiling plenum; no housing required. Steel spring clip for easy installation. 4" cut out template is provided to ensure a correct sized hole is cut into ceiling for proper installation of the trim. Size of hole should not exceed 4 1/4 inches for this product. Suitable for installation in t-grid and drop ceiling applications. 3" plenum space required for installation of the remote driver box.

OPTICS — Wafer-Thin downlight edge-lit LED technology uses light guided plate to distribute light. Polycarbonate lens provides even illumination throughout the space. Utilized 2700K, 3000K, 3500K, 4000K, and 5000K color temperature LEDs.

ELECTRICAL — Connect directly to 120V power supply via provided UL recognized driver. High efficient driver with power factor > 0.9. Ambient operating temperature: -40°F (-40°C) to +104°F (+40°C). Dimming down to 10% (See page 4 for recommended dimmers). Standard input wattage is 10.3W, 60 lumens per watt. Replaces 50W incandescent.

LISTINGS — CSA certified to US and Canadian safety standards. ENERGY STAR® certified. Wet location. Air Tight certified in accordance with ASTM E283-2004. NOM Certified.

WARRANTY — 5-year limited warranty. Complete warranty terms located at: www.acuitybrands.com/CustomerResources/Terms_and_conditions.aspx

Note: Actual performance may differ as a result of end-user environment and application. All values are design or typical values, measured under laboratory conditions at 25 °C. Specifications subject to change without notice.

Wafer LED Recessed Downlight

WF4

4" LED Module

IC/Non-IC
New Construction/Remodel



Matte black



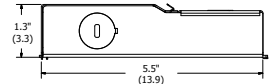
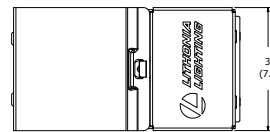
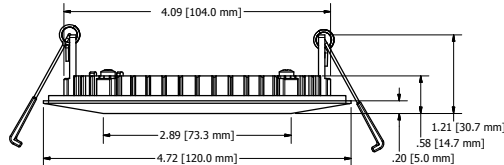
Brushed nickel



Oil-rubbed bronze

Specifications

Aperture:	3.2 (8.1)
Ceiling opening:	4.2 (10.7)
Overlap trim:	4.7 (12.0)
Height:	1.1 (2.8)



All dimensions are inches (centimeters) unless otherwise indicated.

ORDERING INFORMATION

For shortest lead times, configure product using **standard options (shown in bold)**.

Example: WF4 SQ B LED 30K MW

Series	LED Lamp	CCT/CRI/W/Lumens ¹	Finish
WF4 SQ B 4" wafer-thin square LED downlight, baffle trim	LED LED	27K 2700K/80CRI/10.4W/610L 30K 3000K/80CRI/10.3W/620L 35K² 3500K/80CRI/10.2W/630L 40K 4000K/80CRI/10.28W/650L 50K² 5000K/80CRI/10.2W/670L	MW Matte White MB Matte Black BN Brushed Nickel ORB Oil-Rubbed Bronze
WF4 SQ S 4" wafer-thin square LED downlight, smooth trim			

Accessories: Order as separate catalog number.

WF4 PAN R12	4" new construction pan, retail pack of 12
WFJB U	Remodel joist bar
WFEXC6 U	6' FT4 cable
WFEXC10 U	10' FT4 cable
WFEXC20 U	20' FT4 cable



Notes

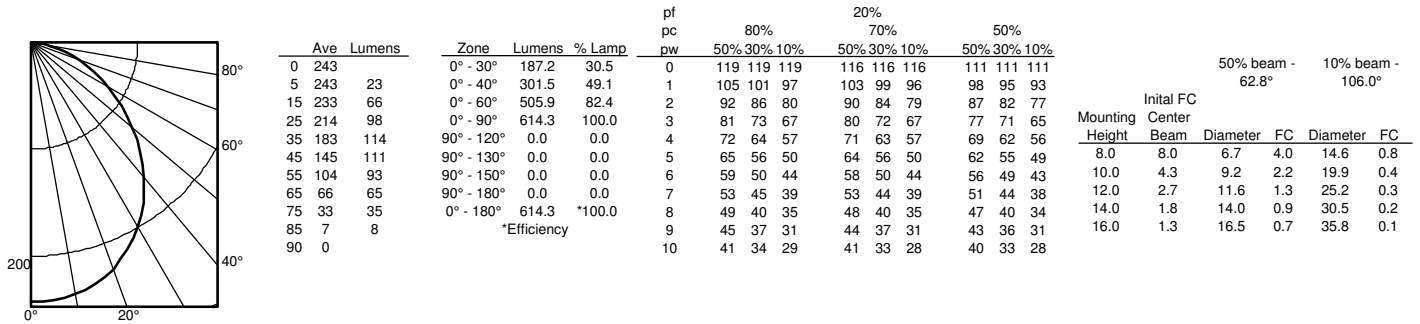
- Total system delivered lumens.
- Only stocked in Matte White finish, enter non-stock order for other color finishes.

WF4 SQ 4" LED Wafer Module

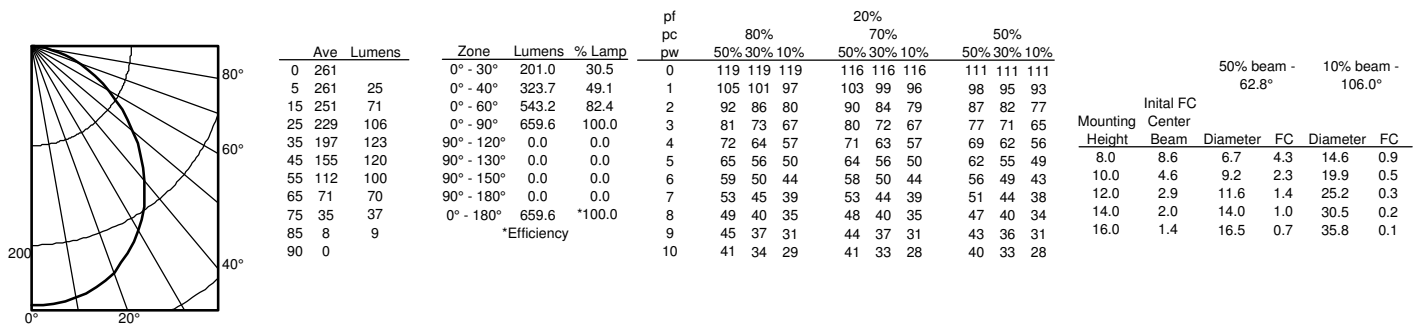
PHOTOMETRICS

Distribution Curve Distribution Data Output Data Coefficient of Utilization Illuminance Data at 30" Above Floor for a Single Luminaire

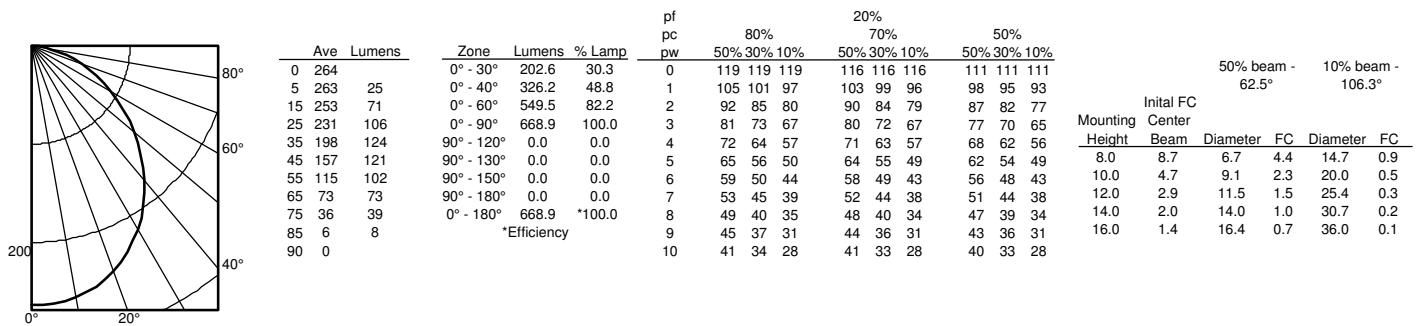
WF4 SQ S LED 27K, 2700K LEDs, input watts: 10.66, delivered lumens: 614, LM/W=57.9, test no. ISF 33169P4



WF4 SQ S LED 30K, 3000K LEDs, input watts: 10.23, delivered lumens: 659, LM/W=64.4, test no. ISF 33169P5



WF4 SQ S LED 35K, 3500K LEDs, input watts: 10.1, delivered lumens: 670, LM/W=66, test no. ISF 35409

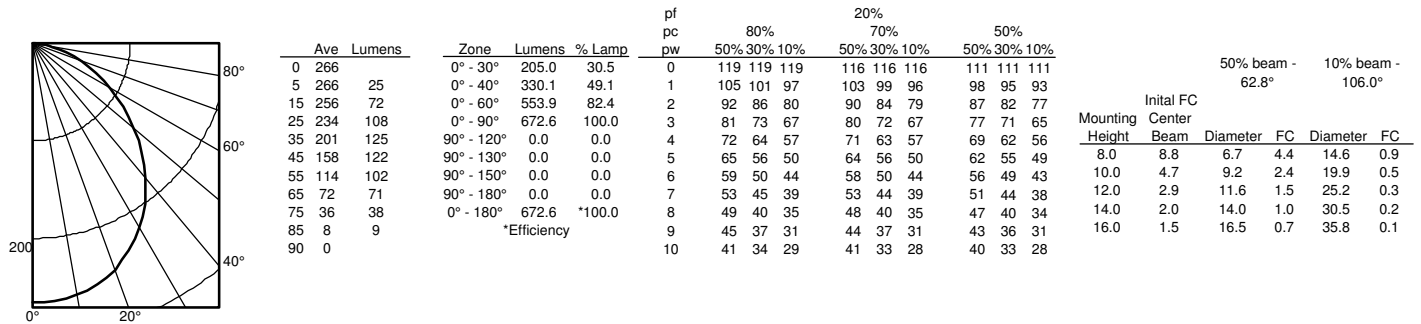


WF4 SQ 4" LED Wafer Module

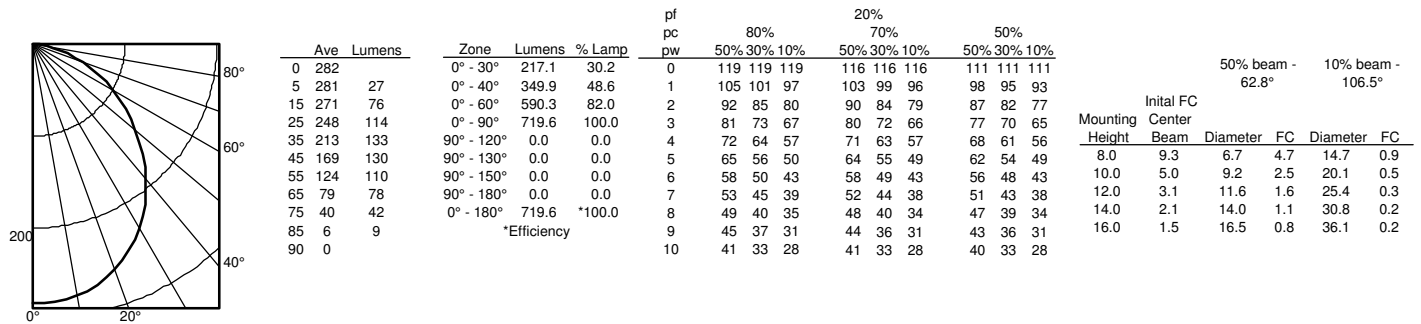
PHOTOMETRICS

Distribution Curve Distribution Data Output Data Coefficient of Utilization Illuminance Data at 30" Above Floor for a Single Luminaire

WF4 SQ S LED 40K, 4000K LEDs, input watts: 10.4, delivered lumens: 672, LM/W=64.6, test no. ISF 33169P6



WF4 SQ S LED 50K, 5000K LEDs, input watts: 10.3, delivered lumens: 718, LM/W=70, test no. ISF 35162P2

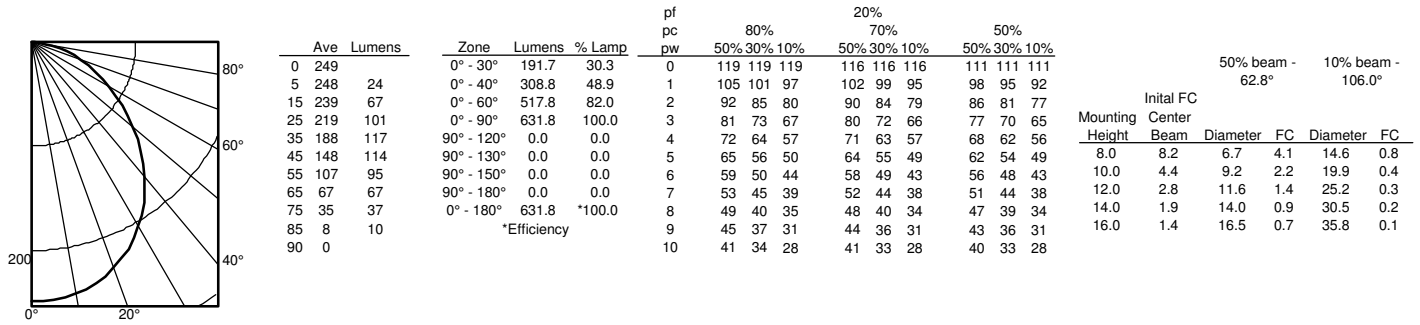


WF4 SQ 4" LED Wafer Module

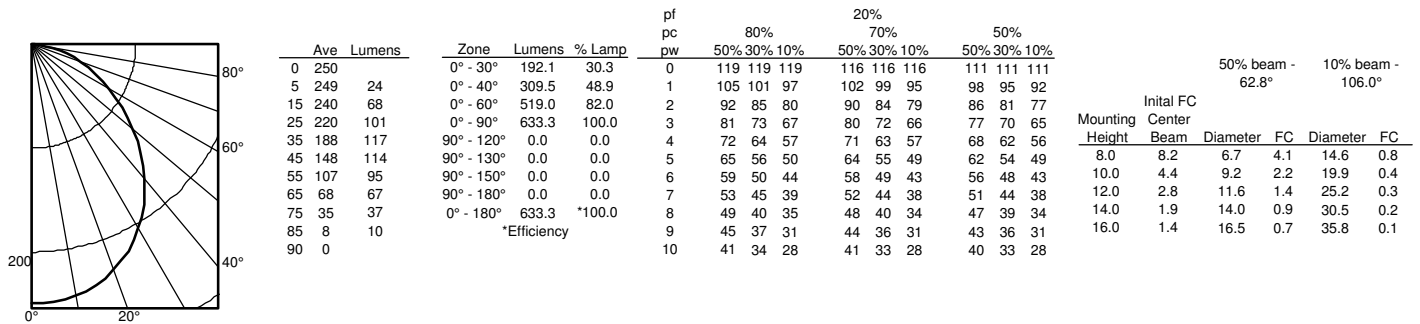
PHOTOMETRICS

Distribution Curve	Distribution Data	Output Data	Coefficient of Utilization	Illuminance Data at 30" Above Floor for a Single Luminaire
--------------------	-------------------	-------------	----------------------------	--

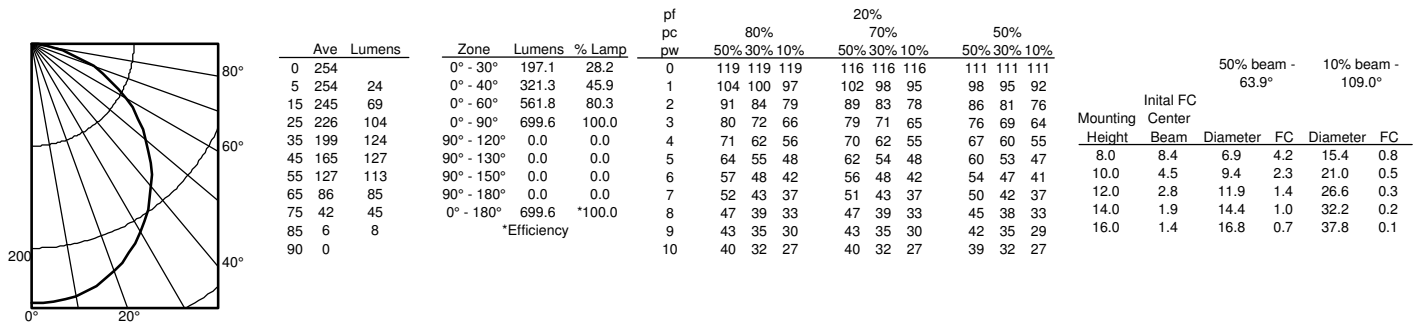
WF4 SQ B LED 27K, 2700K LEDs, input watts: 10.38, delivered lumens: 631, LM/W=60.7, test no. ISF 33186P4



WF4 SQ B LED 30K, 3000K LEDs, input watts: 10.36, delivered lumens: 633, LM/W=61.1, test no. ISF 33186P5



WF4 SQ B LED 35K, 3500K LEDs, input watts: 10, delivered lumens: 700, LM/W=70, test no. ISF 35163

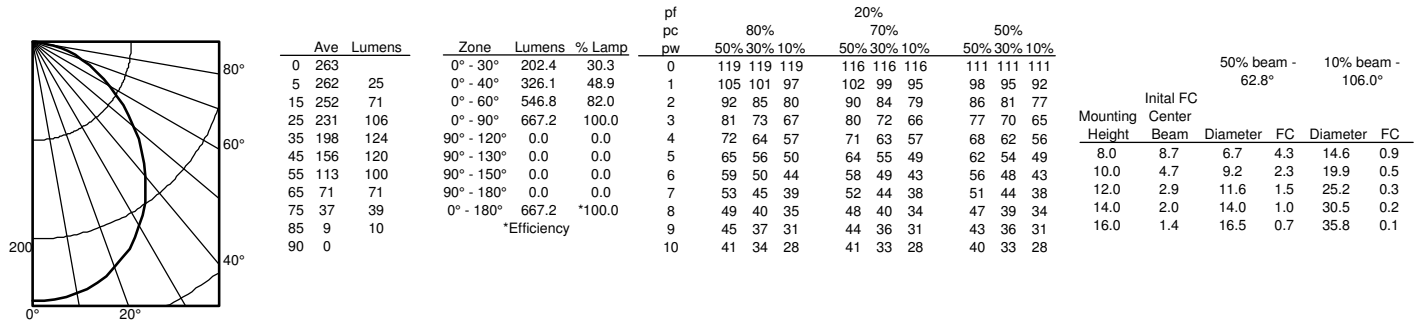


WF4 SQ 4" LED Wafer Module

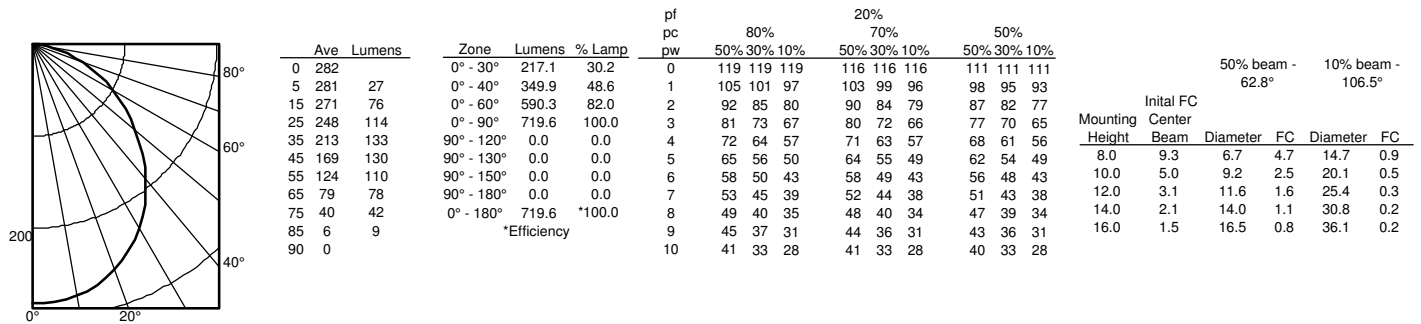
PHOTOMETRICS

Distribution Curve Distribution Data Output Data Coefficient of Utilization Illuminance Data at 30" Above Floor for a Single Luminaire

WF4 SQ B LED 40K, 4000K LEDs, input watts: 10.28, delivered lumens: 667, LM/W=64.88, test no. ISF 33186P6



WF4 SQ B LED 50K, 5000K LEDs, input watts: 10.3, delivered lumens: 720, LM/W=70, test no. ISF 35162



ENERGY DATA & DIMMER COMPATIBILITY

4" SMOOTH ENERGY DATA					
Color Temperature	2700K	3000K	3500K	4000K	5000K
Lumens	610	620	630	650	670
CRI	>80				
Lumens/Watt	57.01	60.19	61.76	62.5	65.69
Min. starting temperature	-40°C (-40°F)				
EMI/RFI	FCC Title 47 CFR, Part 15, Class B				
Sound Rating	A Standards				
Input voltage	120V				
Min. power factor	0.99				
Input frequency	50/60HZ				
Rated wattage	10.7	10.3	10.2	10.4	10.2
Input power	10.7	10.3	10.2	10.4	10.2
Input current	.08A				

4" BAFFLE ENERGY DATA					
Color Temperature	2700K	3000K	3500K	4000K	5000K
Lumens	610	620	630	650	670
CRI	>80				
Lumens/Watt	58.65	59.85	61.76	63.23	65.69
Min. starting temperature	-40°C (-40°F)				
EMI/RFI	FCC Title 47 CFR, Part 15, Class B				
Sound Rating	A Standards				
Input voltage	120V				
Min. power factor	0.99				
Input frequency	50/60HZ				
Rated wattage	10.4	10.36	10.2	10.28	10.2
Input power	10.4	10.36	10.2	10.28	10.2
Input current	.08A				

COMPATIBLE DIMMERS					
Leviton	Lutron			Sensorswitch	Synergy/Leviton
6633-PA	Maestro MACL-153M (TX)	Divi/Skylark DVRP-253PCTRP-253P	Panel Module HW/LP-RPM-4A-120	nSP5 PCD 2W	ISD 600 I 120/IP106
IPL06-LED/INC mode	Maestro Wireless MRF2-6ELV	Skylark CTCL-150	Panel Module HW/LP-RPM-4U-120	nSP5 PCD ELV 120	ISD 400 ELV 120/IPE04
6615-P	Gen 3.0 DVCL-153P (T9)	Caseta Wireless PD-5NE	Grafik QS/Wallbox LQRJ-WPM-6P		
	Maestro MSCL-OP153M	Maestro MACL-LFQ	Grafik Eye 3000 Family HWI-WPM-6D-120		
	Caseta Wireless PD-6WCL	RadioRA2 RRD-6NA	HomeWorksQS / my Room LQSE-4A1-D/ MQSE-4A1-D/MQSE-3A1/MQSE-2A1-D,120V		
	Grafik T GT-5NEM / GTJ-5NEM	HomeWorks HQRD-6NA	Homeworks QS LQSE-4A-120-D		

*Requires Lutron Smart Bridge L-BDG2-WH (sold separately)

WF4 SQ 4" LED Wafer Module

LIGHTING FACTS

Lithonia Lighting

LED lighting facts
A Program of the U.S. DOE

Light Output (Lumens)	610
Watts	10.7
Lumens per Watt (Efficacy)	57.01

Color Accuracy
Color Rendering Index (CRI) **80**

Light Color
Correlated Color Temperature (CCT) **2700 (Warm White)**

2700K 3000K 4500K 6500K

Warm White | Bright White | Daylight

All results are according to IESNA LM-79-2008: Approved Method for the Electrical and Photometric Testing of Solid-State Lighting. The U.S. Department of Energy (DOE) verifies product test data and results.

Visit www.lightingfacts.com for the Label Reference Guide.

Registration Number: NJSM-OFACWX (1/12/2017)
Model Number: WF4 SQ S LED 27K
Type: Luminaire - Downlight

Lithonia Lighting

LED lighting facts
A Program of the U.S. DOE

Light Output (Lumens)	620
Watts	10.3
Lumens per Watt (Efficacy)	60.19

Color Accuracy
Color Rendering Index (CRI) **80**

Light Color
Correlated Color Temperature (CCT) **3000 (Bright White)**

2700K 3000K 4500K 6500K

Warm White | Bright White | Daylight

All results are according to IESNA LM-79-2008: Approved Method for the Electrical and Photometric Testing of Solid-State Lighting. The U.S. Department of Energy (DOE) verifies product test data and results.

Visit www.lightingfacts.com for the Label Reference Guide.

Registration Number: NJSM-AW7JYX (1/12/2017)
Model Number: WF4 SQ S LED 30K
Type: Luminaire - Downlight

Lithonia Lighting

LED lighting facts
A Program of the U.S. DOE

Light Output (Lumens)	630
Watts	10.2
Lumens per Watt (Efficacy)	61.76

Color Accuracy
Color Rendering Index (CRI) **80**

Light Color
Correlated Color Temperature (CCT) **3500 (Bright White)**

2700K 3000K 4500K 6500K

Warm White | Bright White | Daylight

All results are according to IESNA LM-79-2008: Approved Method for the Electrical and Photometric Testing of Solid-State Lighting. The U.S. Department of Energy (DOE) verifies product test data and results.

Visit www.lightingfacts.com for the Label Reference Guide.

Registration Number: NJSM-34XLNE (8/12/2017)
Model Number: WF4 SQ S LED 35K
Type: Luminaire - Downlight

Lithonia Lighting

LED lighting facts
A Program of the U.S. DOE

Light Output (Lumens)	650
Watts	10.4
Lumens per Watt (Efficacy)	62.5

Color Accuracy
Color Rendering Index (CRI) **80**

Light Color
Correlated Color Temperature (CCT) **4000 (Bright White)**

2700K 3000K 4500K 6500K

Warm White | Bright White | Daylight

All results are according to IESNA LM-79-2008: Approved Method for the Electrical and Photometric Testing of Solid-State Lighting. The U.S. Department of Energy (DOE) verifies product test data and results.

Visit www.lightingfacts.com for the Label Reference Guide.

Registration Number: NJSM-J3QLVC (1/12/2017)
Model Number: WF4 SQ S LED 40K
Type: Luminaire - Downlight

Lithonia Lighting

LED lighting facts
A Program of the U.S. DOE

Light Output (Lumens)	670
Watts	10.2
Lumens per Watt (Efficacy)	65.69

Color Accuracy
Color Rendering Index (CRI) **80**

Light Color
Correlated Color Temperature (CCT) **5000 (Daylight)**

2700K 3000K 4500K 6500K

Warm White | Bright White | Daylight

All results are according to IESNA LM-79-2008: Approved Method for the Electrical and Photometric Testing of Solid-State Lighting. The U.S. Department of Energy (DOE) verifies product test data and results.

Visit www.lightingfacts.com for the Label Reference Guide.

Registration Number: NJSM-S530P3 (8/28/2017)
Model Number: WF4 SQ S LED 50K
Type: Luminaire - Downlight

LIGHTING FACTS

Lithonia Lighting

LED lighting facts
A Program of the U.S. DOE

Light Output (Lumens)	610
Watts	10.4
Lumens per Watt (Efficacy)	58.65

Color Accuracy
Color Rendering Index (CRI) **80**

Light Color
Correlated Color Temperature (CCT) **2700 (Warm White)**

2700K 3000K 4500K 6500K

Warm White | Bright White | Daylight

All results are according to IESNA LM-79-2008: Approved Method for the Electrical and Photometric Testing of Solid-State Lighting. The U.S. Department of Energy (DOE) verifies product test data and results.

Visit www.lightingfacts.com for the Label Reference Guide.

Registration Number: NJSM-URXDLX (1/12/2017)
Model Number: WF4 SQ B LED 27K
Type: Luminaire - Downlight

Lithonia Lighting

LED lighting facts
A Program of the U.S. DOE

Light Output (Lumens)	620
Watts	10.36
Lumens per Watt (Efficacy)	59.85

Color Accuracy
Color Rendering Index (CRI) **80**

Light Color
Correlated Color Temperature (CCT) **3000 (Bright White)**

2700K 3000K 4500K 6500K

Warm White | Bright White | Daylight

All results are according to IESNA LM-79-2008: Approved Method for the Electrical and Photometric Testing of Solid-State Lighting. The U.S. Department of Energy (DOE) verifies product test data and results.

Visit www.lightingfacts.com for the Label Reference Guide.

Registration Number: NJSM-LPUH7 (1/12/2017)
Model Number: WF4 SQ B LED 30K
Type: Luminaire - Downlight

Lithonia Lighting

LED lighting facts
A Program of the U.S. DOE

Light Output (Lumens)	630
Watts	10.2
Lumens per Watt (Efficacy)	61.76

Color Accuracy
Color Rendering Index (CRI) **80**

Light Color
Correlated Color Temperature (CCT) **3500 (Bright White)**

2700K 3000K 4500K 6500K

Warm White | Bright White | Daylight

All results are according to IESNA LM-79-2008: Approved Method for the Electrical and Photometric Testing of Solid-State Lighting. The U.S. Department of Energy (DOE) verifies product test data and results.

Visit www.lightingfacts.com for the Label Reference Guide.

Registration Number: NJSM-ATDKNF (8/1/2017)
Model Number: WF4 SQ B LED 35K
Type: Luminaire - Downlight

Lithonia Lighting

LED lighting facts
A Program of the U.S. DOE

Light Output (Lumens)	650
Watts	10.28
Lumens per Watt (Efficacy)	63.23

Color Accuracy
Color Rendering Index (CRI) **80**

Light Color
Correlated Color Temperature (CCT) **4000 (Bright White)**

2700K 3000K 4500K 6500K

Warm White | Bright White | Daylight

All results are according to IESNA LM-79-2008: Approved Method for the Electrical and Photometric Testing of Solid-State Lighting. The U.S. Department of Energy (DOE) verifies product test data and results.

Visit www.lightingfacts.com for the Label Reference Guide.

Registration Number: NJSM-GAL411 (1/12/2017)
Model Number: WF4 SQ B LED 40K
Type: Luminaire - Downlight

Lithonia Lighting

LED lighting facts
A Program of the U.S. DOE

Light Output (Lumens)	670
Watts	10.2
Lumens per Watt (Efficacy)	65.69

Color Accuracy
Color Rendering Index (CRI) **80**

Light Color
Correlated Color Temperature (CCT) **5000 (Daylight)**

2700K 3000K 4500K 6500K

Warm White | Bright White | Daylight

All results are according to IESNA LM-79-2008: Approved Method for the Electrical and Photometric Testing of Solid-State Lighting. The U.S. Department of Energy (DOE) verifies product test data and results.

Visit www.lightingfacts.com for the Label Reference Guide.

Registration Number: NJSM-GH1187 (6/28/2017)
Model Number: WF4 SQ B LED 50K
Type: Luminaire - Downlight