

OSFLA High Bay Occupancy Sensor with Adapter



BASIC OPERATION

The High Bay Occupancy Sensor is designed simply to automatically turn lights ON or OFF. The sensor utilizes Passive Infrared Technology (PIR) combined with Fresnel Lenses to determine when an area is occupied. This is determined when a heat source is detected and moves from one facet in the lens to another. The sensor recognizes this as motion and provides power to the light fixture. Simultaneously a timer is started and restarts with each motion, once expired, lights will turn OFF. The high bay sensor maximizes energy savings incorporating false detection algorithms to eliminate false ON's by nuisance tripping or background environmental conditions. The sensor also optimizes energy savings and safety concerns during power loss scenarios by assuring a return to the last known state of operation.

APPLICATION

The OSFLA high bay occupancy sensor is specifically designed and assembled to reduce the amount of labor required during the fixture assembly process and at time of installation. The OSFLA includes the occupancy sensor (OSFHU), high and low bay lenses, mounting adapter bracket (OSFLO) with quick-snap fasteners and all the necessary wires to complete the installation. These sensors are for use in spaces where ceiling heights can vary from 8 to 40 feet such

as warehouse, manufacturing, production, industrial areas and all other high ceiling applications. The interchangeable lens offer 360 degree coverage for both low and high bay general area and a pre-masked aisle-way lens. The OSFLA is also available for cold storage applications for temperatures as low as -40 degrees.

INSTALLATION

The OSFLA sensor comes prewired through the OSFLO offset adapter bracket. The provided 42" wire lead is then routed to the fixture through the desired 1/2" knockout. The adapter bracket includes a quick-snap 1/2" nipple to fasten into the fixture with no required tools or time spent. Simply cut the 42" wire lead to the desired length to reach the ballast within the fixture and make final connections. To expedite testing during assembly, the OSFLA is designed with an instant-start feature on the initial connection to power. The fixture with sensor assembly is then complete and shipped to the installations site. Onsite, an electrician will select the correct lens, set the time delay and install the fixture in one complete ascent up the ladder or lift. The OSFLA is designed specifically to reduce the amount of time required on a ladder or lift during installation.

FEATURES

Quicksnap: built into the 1/2" nipple, this locking mechanism allows for the fastest and easiest mounting not requiring a threaded lock-nut

Reduce time and materials: easily reach the ballast at either end of the fixture without requiring more wire or connectors with the included 42" wire leads

Fast, easy time delay setting: can be set at any time without requiring power to the sensor; time delay is variable from 30s-20m

Instantly verify fixture operation and wiring connections: "instant ON" closing relay fires lamps in under 5 seconds

High Inrush Stability (H.I.S. Technology):

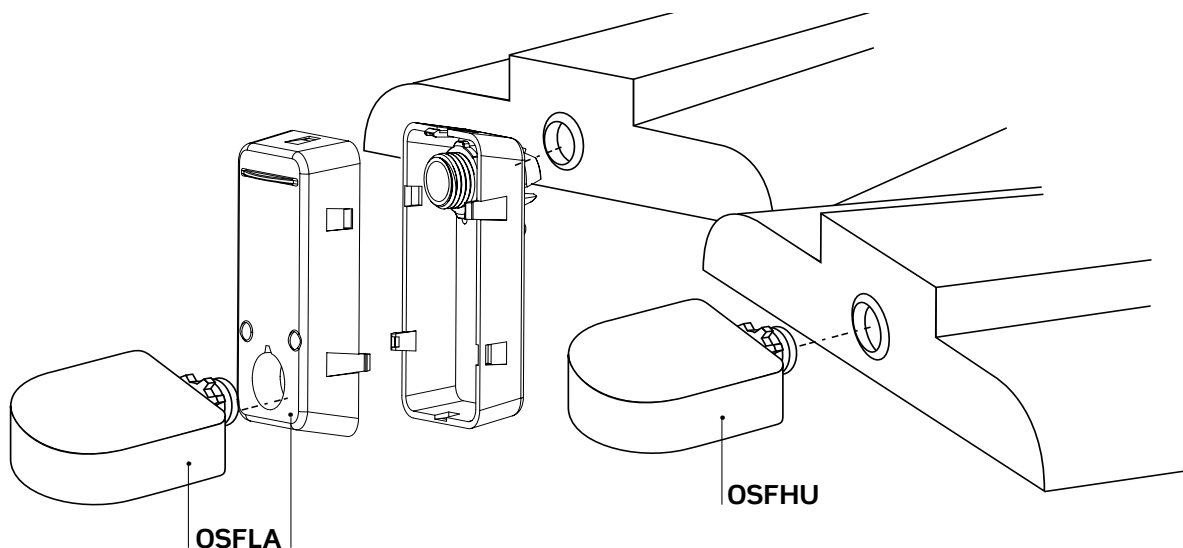
- Zero crossing circuitry optimizes relay operation for reliable, long-life operation
- Robust mechanical latching relay is durable for all load types

Auto temperature calibration: automatically adjusts the PIR sensitivity as ambient temperature rises to increase detection of heat movement through the field-of-view

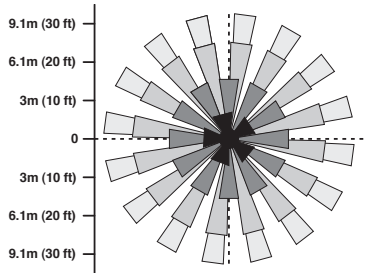
Return to last state: for safety and energy savings, the OSFLA contains a latching relay so that in the event power is lost to the device, the device will return to the last known state of the relay

False detection intelligence: for increased energy savings and to mitigate nuisance tripping, the super bright LED indicates advanced detection has been activated and the lights will only turn ON when true occupancy has been determined

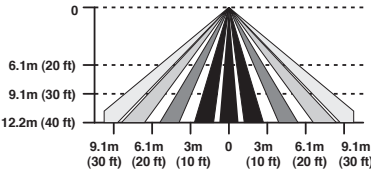
OSFLA



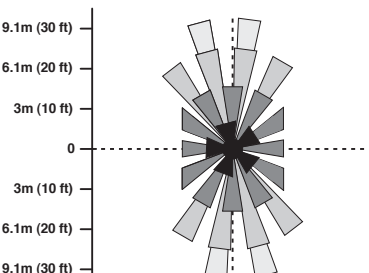
**High Bay
360°
Top View**



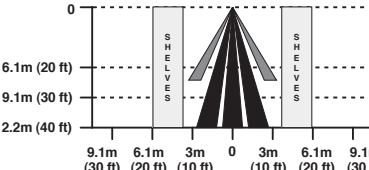
Side View



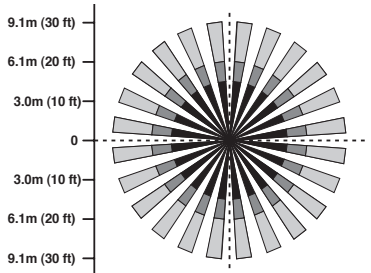
**Aisle
Top View**



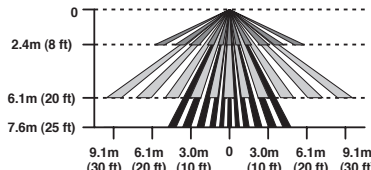
Side View



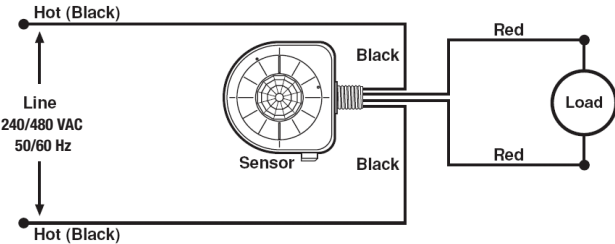
**Low Bay
360°
Top View**



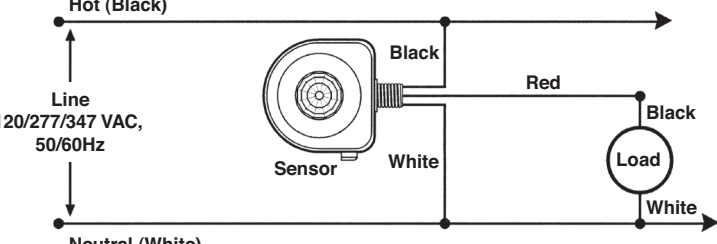
Side View



OSFLA (480V) Wiring Diagram



OSFLA (120-347V) Wiring Diagram



SPECIFICATIONS

ELECTRICAL	
Input Voltage	120-230-277-347VAC; 240/480VAC (-I4W models)
Operational Frequencies	50/60Hz
Load Rating	800VA @ 120VAC Ballast 1200VA @ 277VAC Ballast 1500VA @ 347VAC Ballast 2000VA @ 480VAC Ballast Motor: 1/4 HP Load @ 120V
Standby Power Consumption	120V - 130mW - .13W 277V - 450mW - .45W 347V - 460mW - .46W
Time Delay	30 seconds-20 minutes (factory set to 30 sec - no power required to set)
Wire Designation	-ITW/-CTW models: Line-Black, Load-Red, Neutral-White -I4W/-C4W models: Line-Black, Load-Red, Load-Red

ENVIRONMENTAL	
Operating Temperature Range	14° F to 160° F (-10° C to 71° C)
Cold Storage Operating Temperature Range	-40° F to 160° F (-40° C to 71° C)
Storage Temperature Range	-14° F to 160° F (-25° C to 71° C)
Relative Humidity	20% to 90% non-condensing
PHYSICAL	
Dimensions	OSFHU: 3.50" H x 3.50" W x 1.25" D OSFLO: 4.325" H x 2.00" W x 2.00" D
Construction	High-impact, injection molded plastic housing
Color	White
OTHER	
Agency Listings	UL and CUL Listed (OSFHU models)
Warranty	Limited 5-Year

ORDERING INFORMATION

CAT. NO.	DESCRIPTION
OSFLA-ITW	PIR Fixture Mount High Bay Sensor with 3 Interchangeable Lenses, White
OSFLA-CTW	PIR Fixture Mount High Bay Sensor with 3 Interchangeable Lenses for Cold Storage, White
OSFLA-I4W	PIR Fixture Mount High Bay Sensor with 3 Interchangeable Lenses, 480V, No Neutral, White
OSFLA-C4W	PIR Fixture Mount High Bay Sensor with 3 Interchangeable Lenses for Cold Storage, 480V, No Neutral, White

OSFLA

Leviton Manufacturing Co., Inc. Lighting & Energy Solutions

201 N. Service Rd. Melville, NY 11747-3138 Tech Line: 1-800-824-3005 Fax: 1-800-832-9538 www.leviton.com/les

Leviton Manufacturing of Canada, Ltd.

165 Hymus Boulevard, Pointe Claire, Quebec H9R 1E9 • Telephone: 1-800-469-7890 • FAX: 1-800-563-1853

Leviton S. de R.L. de C.V.

Lago Tana 43, Mexico DF, Mexico CP 11290 • Tel. (+52) 55-5082-1040 • FAX: (+52) 5386-1797 • www.leviton.com.mx

Visit our Website at: www.leviton.com/les

© 2011 Leviton Manufacturing Co., Inc. All rights reserved. Subject to change without notice.

REV Jan 2011 G-08538