

## TRADITIONAL



**84U45D (52") / 74U45D (42")**  
Brushed Nickel motor with  
Platinum / Cherrywood blades

**84U11D (52") / 74U11D (42")**  
Snow White motor  
with Snow White /  
Bleached Oak blades



**84U73D (52") / 74U73D (42")**  
Oil-Rubbed Bronze motor  
with Walnut /  
Antique Oak blades



**84U4D (52")**  
Antique Brass motor  
with Antique Oak /  
Bleached Oak blades



## FOUR SEASONS® III

Casablanca quality, excellent value, and luxury of finish and control choice make the Four Seasons III the best ceiling fan in its class. Traditional in styling, this versatile fan offers selection and features worthy of the Casablanca name.



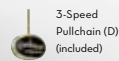
### FEATURES

- Direct Drive™ motor / lifetime motor warranty
- 52" or 42" blade span / 13° blade pitch
- Set of 5 reversible blades included
- ETL Damp-rated model available (see page 105)

### COMPATIBLE LIGHT FIXTURES

Group B Light Fixtures (see pages 127-129)

### CONTROLS



3-Speed  
Pullchain (D)  
(included)



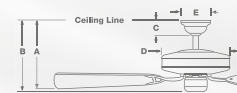
WRF3-XX  
(optional)  
Three-speed remote control  
with full-range light dimming  
and reversing



Adapt-Touch™  
W-52 (optional)  
Three-speed remote control  
with full-range light dimming.  
Includes wall plate bracket.

Note: Must use accessory control to operate accessory light fixtures without a pullchain.

### DIMENSIONS



- A: 10.75"
- B: 12.75"
- C: 3.00"
- D: 11.50"
- E: 5.60"

### ENERGY INFORMATION AT HIGH SPEED

#### 52" BLADE

|                              |                                 |  |
|------------------------------|---------------------------------|--|
| Airflow:<br><b>5,114</b> cfm | Electricity Use:<br><b>68</b> w | Airflow Efficiency:<br><b>74.3</b> cfm/w |
|------------------------------|---------------------------------|--|

#### 42" BLADE

|                              |                                   |  |
|------------------------------|-----------------------------------|--|
| Airflow:<br><b>4,134</b> cfm | Electricity Use:<br><b>59.5</b> w | Airflow Efficiency:<br><b>69.5</b> cfm/w |
|------------------------------|-----------------------------------|--|

**84U9D (52")**  
Classic White motor  
with Classic White /  
Bleached Oak blades

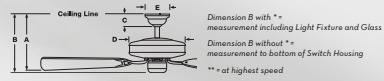


**84U72D (52")**  
Architectural White motor  
with Architectural White /  
Bleached Oak blades



CEILING FAN SPECIFICATIONS

| SERIES                           | Model Number<br>(x, xx, or xxx = Finish Code) | Dimensions (in inches) |        |      |       |      | Blade Pitch |
|----------------------------------|---|------------------------|--------|------|-------|------|-------------|
|                                  |   | A                      | B      | C    | D     | E    |             |
| Academy                          | C380UKX                                       | 12                     | 14.5   | 3    | 13.7  | 6.7  | 14"         |
| Academy Gallery                  | C380XXX                                       | 12                     | 19.5   | 3    | 13.7  | 6.7  | 14"         |
| Alessandria                      | C270XKH                                       | 11.88                  | 17.57  | 3    | 13.74 | 7    | 14"         |
| Arion                            | C38619PL                                      | 11.74                  | 16.08  | 3.4  | 18.08 | 7.61 | 14"         |
| Atira                            | C18550F                                       | 24.1                   | 28.4*  | 3    | 17.01 | 5.16 | 11"         |
| Barlot†                          | C550XX  | 11                     | 13     | 3    | 13    | 5.6  | 14"         |
| Bel Air                          | 390XXZ  | 9.25                   | 13.9*  | 3    | 12.25 | 5.6  | 14"         |
| Bel Air Halo                     | 3489XKXZ                                      | 10.26                  | 15.2*  | 3    | 15.5  | 5.6  | 14"         |
| Brescia†                         | 855XDKZ                                       | 11.3                   | 12.6   | 3    | 14    | 5.6  | 15"         |
| Bullet                           | C450XXXL                                      | 21.22                  | 24.78  | 3.18 | 8.08  | 7.02 | 14"         |
| Burglow                          | P4M5SH  | 11                     | 17     | 3    | 14    | 7    | 12"         |
| Capistrano I                     | C1567XL                                       | 24.27                  | 24.37  | 4.82 | 10.93 | 8    | 20"         |
| Capistrano†                      | 460XXM  | 11                     | 12.75  | 3    | 12.6  | 5.6  | 16"         |
| Colorado                         | C426XXXL                                      | 21.1                   | 30.23  | 3.4  | 14    | 7.6  | 14"         |
| Concert††                        | 490XX   | 11                     | 12.75  | 3    | 11.5  | 5.6  | 16"         |
| Continent†                       | C20664F                                       | 11.8                   | 16.9*  | 3    | 16.2  | 5.6  | 16"         |
| Cottage I                        | C1257XM                                       | 12                     | 13     | 3    | 13.3  | 5.6  | 15"         |
| Cottage Wet                      | C1200XG                                       | 12                     | 13     | 3    | 13.3  | 5.6  | 15"         |
| Estadio†                         | 474XXD  | 13                     | 13.75  | 3    | 12    | 5.6  | 15"         |
| Four Seasons III. 52"            | 840XXD  | 10.75                  | 12.75  | 3    | 11.5  | 5.6  | 13"         |
| Four Seasons III. 42"            | 740XXD  | 10.75                  | 12.75  | 3    | 11.5  | 5.6  | 13"         |
| Four Seasons III Gallery         | 840XXD  | 10.75                  | 25*    | 3    | 11.5  | 5.6  | 13"         |
| Four Seasons III Hopper. 52"     | 820XXD  | 7                      | 8      | N/A  | 11    | 5.6  | 12"         |
| Four Seasons III Hopper. 42"     | 720XXD  | 7                      | 8      | N/A  | 11    | 5.6  | 12"         |
| Four Seasons III Outsider        | 800XXD  | 10.75                  | 12.75  | 3    | 11.5  | 5.6  | 13"         |
| Heritage (with BL-AOK-RA blades) | C180XXF                                       | 13.1                   | 13.4   | 2.8  | 16.8  | 5.6  | 14"         |
| Heritage (with BL-TPW-WB blades) | C1900XF                                       | 13.3                   | 13.4   | 2.9  | 16    | 5.6  | 14"         |
| Holliston                        | C3100XZ                                       | 11.8                   | 13.4   | 2.8  | 13.9  | 6.7  | 15"         |
| Holliston DC                     | C1100X0B                                      | 11.68                  | 13.14  | 2.8  | 13.9  | 6.7  | 15"         |
| Isolop. 52"                      | C300XXL                                       | 9.5                    | 12.8   | N/A  | 10.2  | 7.7  | 14"         |
| Isolop. 44"                      | C35GXXXL                                      | 9.5                    | 12.8   | N/A  | 10.2  | 7.7  | 14"         |
| Key Largo II                     | C23072K                                       | 12.3                   | 13.01  | 2.83 | 13.14 | 5.56 | 15"         |
| La Fleur                         | P230XXH                                       | 12                     | 12     | 3    | 10    | 5.6  | 12"         |
| Lanshi†                          | 790XXD  | 11.1                   | 12.65  | 3    | 12.6  | 5.6  | 16"         |
| La Grande                        | 850XXM  | 11.96                  | 16.23  | 3    | 8.69  | 5.6  | 14"         |
| Malibu Star                      | 23800Z  | 21                     | 23     | 3    | 8.25  | 5.6  | 15"         |
| Maracash                         | 890XXM  | 13.25                  | 20*    | 4    | 19.75 | 5.6  | 14"         |
| Metropolit†                      | 640XX   | 12                     | 12.2   | 3    | 12    | 5.6  | 15"         |
| Mission                          | 970XXZ  | 11                     | 15.4*  | 3    | 13.9  | 7.7  | 13"         |
| Modena II                        | C160XXM                                       | 11.89                  | 16.75* | 3    | 8.17  | 7.7  | Dynamic     |
| New Orleans Centennial†          | 690XX   | 26                     | 28     | 3    | 19    | 5.6  | 19"         |
| 19th Century                     | 990XXZ  | 22                     | 28.5*  | 6.75 | 10.5  | 5.6  | 14"         |
| Panamá†                          | 660XXZ  | 10.75                  | 12.46  | 3    | 13.43 | 5.6  | 15"         |
| Panamá 4-Speed†                  | 660XXG  | 10.75                  | 12.46  | 3    | 13.43 | 5.6  | 15"         |
| Panamá Duet††                    | 660XXG  | 10.75                  | 12.46  | 3    | 13.43 | 5.6  | 15"         |
| Panamá DC                        | C640XX0B                                      | 11.22                  | 12.13  | 3    | 12    | 5.6  | 15"         |
| Panamá Energy Star               | C640XXL                                       | 12                     | 13.28  | 3.4  | 12    | 7.61 | 15"         |
| Panamá Haler†                    | 660XXF  | 10.75                  | 12.46  | 3    | 13.43 | 5.6  | 20"         |
| S3                               | 930XXM  | 9.8                    | 14*    | 3    | 10.2  | 7.7  | 15"         |
| Sema                             | P5672M  | 11                     | 23*    | 3    | 18    | 5.6  | 15"         |
| S2000††                          | C280XXM                                       | 12.5                   | 15.3   | N/A  | 10    | 2.1  | 17.5        |
| Star                             | C290XXM                                       | 11.77                  | 14.35* | 3    | 8.09  | 7.7  | 15"         |
| Starlet                          | C290XXM                                       | 11.77                  | 14.35* | 3    | 8.09  | 7.7  | 15"         |
| Stealth                          | 232XXZ  | 10.75                  | 13.25* | 3    | 11.5  | 5.6  | 14"         |
| Stealth DC                       | C450XX0B                                      | 10.75                  | 13.25* | 3    | 11.5  | 5.6  | 14"         |
| Tercera                          | C226XXL                                       | 11.84                  | 14.35  | 3.37 | 12.94 | 7.61 | 15"         |
| Trident                          | TRH-XX  | 12                     | 15     | 3.25 | 11.4  | 5.6  | 14"         |
| Umesh                            | C25664F                                       | 11.8                   | 16.7*  | 3    | 16.2  | 5.6  | 16"         |
| Utopian††                        | 770XXD  | 12.2                   | 12.22  | 3    | 10.29 | 5.6  | 15"         |
| Veneto                           | C150XXL                                       | 17.75                  | 25.75  | 3.4  | 19.7  | 7.6  | 13"         |
| Vertura                          | 674XXD  | 11                     | 12.5   | 3    | 10.25 | 5.6  | 16"         |
| Verano†                          | C460XXM                                       | 9.7                    | 13.7   | N/A  | 10    | 15.4 | 13"         |
| Verazano                         | 8564SD  | 22.5                   | 25.5*  | 3    | 9.5   | 7.7  | 13"         |
| Vicente                          | C32611L                                       | 20.07                  | 25.67  | 3.36 | 14.17 | 7.61 | 15"         |
| Vicent††                         | 630XX   | 11.5                   | 13.5   | 3    | 13    | 5.6  | 15"         |
| Via                              | C1700XXA                                      | 11.6                   | 11.63  | 2.7  | 16    | 5.6  | 13"         |
| Wailea                           | 4100XXD                                       | 11.34                  | 11.93  | 3    | 8.5   | 5.6  | 25"         |
| Whitman                          | C2160XXH                                      | 11.76                  | 17.26  | 3    | 13.1  | 5.6  | 14"         |
| Wilderness                       | 8600M   | 16                     | 17     | 3    | 11.8  | 5.6  | 14"         |



Energy measurements taken with included or exclusive blades unless noted otherwise.  
 \* Energy measurements taken with 21" basic blades  
 \*\* Energy measurements taken with 27" All Weather blades

| Blade Span |       | Weight (lbs) | Min. Ceiling Height (ft) | Energy Information (at High Speed) |               |                         |                               | Motor Size      | Technology and Fan Controls |
|------------|-------|--------------|--------------------------|------------------------------------|---------------|-------------------------|-------------------------------|-----------------|-----------------------------|
| Long       | Short |              |                          | Speed (rpm)                        | Airflow (cfm) | Electricity Use (watts) | Airflow Efficiency (cfm/watt) |                 |                             |
| 54"        | 54"   | 25           | 8                        | 175                                | 5,878         | 75                      | 79                            | 172mm x 20mm    | 4-S                         |
| 54"        | 54"   | 29           | 8                        | 175                                | 5,878         | 75                      | 79                            | 172mm x 20mm    | 4-S                         |
| 54"        | 54"   | 29           | 8                        | 170                                | 6,000         | 75                      | 80                            | 172mm x 20mm    | PAT W-505                   |
| 52"        | 52"   | 31           | 8                        | 199                                | 5,551         | 88                      | 81.4                          | 172mm x 20mm    | D4† W-745L                  |
| 60"        | 60"   | 43           | 9                        | 156                                | 9,452         | 93                      | 97.4                          | XTR200 - 30mm   | D4† W-811                   |
| 52"        | 44"   | 37           | 8                        | 195                                | 6,059         | 104                     | 58.2                          | XLP-2000 - 28mm | IW3 W-85                    |
| 55"        | 55"   | 24           | 8                        | 176                                | 7,174         | 119                     | 60.5                          | XLP-2000 - 28mm | IW3 W-85                    |
| 52"        | 52"   | 36           | 8                        | 176                                | 7,174         | 119                     | 60.5                          | XLP-2000 - 28mm | IW3 W-85                    |
| 52"        | 44"   | 27           | 8                        | 162                                | 6,451         | 116                     | 56.9                          | XLP-2000 - 28mm | IW3 W-85                    |
| 54"        | 54"   | 33           | 8                        | 179                                | 5,983         | 88                      | 87                            | 172mm x 20mm    | D4† W-745L                  |
| 56"        | 56"   | 38           | 8                        | 180                                | 6,193         | 73                      | 84.6                          | 188mm x 20mm    | PAT W-505                   |
| 39"        | 39"   | 20           | 8                        | 300                                | 2,920         | 66                      | 44                            | XLP-2000 - 36mm | D4† W-740L                  |
| 53"        | 53"   | 21           | 8                        | 190                                | 6,691         | 99                      | 75.2                          | 188mm x 20mm    | WT2 W-72† 3-S               |
| 60"        | 60"   | 35           | 9                        | 164                                | 8,944         | 94                      | 74.2                          | 188mm x 20mm    | D4† W-745L                  |
| 50"        | 42"   | 20           | 8                        | 200                                | 6,727         | 89                      | 75.8                          | 188mm x 20mm    | 3-S                         |
| 60"        | 60"   | 47           | 8                        | 177                                | 9,023         | 100                     | 80.4                          | XTR200 - 30mm   | 4-S W-81                    |
| 52"        | 44"   | 28           | 8                        | 190                                | 6,482         | 84                      | 77                            | 188mm x 20mm    | WT2 W-72                    |
| 52"        | 52"   | 18           | 8                        | 190                                | 6,361         | 82                      | 77.3                          | 188mm x 20mm    | 3-S                         |
| 52"        | 44"   | 25           | 8                        | 203                                | 6,724         | 99                      | 75.3                          | 188mm x 20mm    | 3-S                         |
| 52"        | 44"   | 14           | 8                        | 168                                | 5,114         | 68                      | 74.3                          | 172mm x 12mm    | 3-S                         |
| 52"        | 42"   | 14           | 8                        | 250                                | 4,134         | 59.5                    | 69.5                          | 172mm x 12mm    | 3-S                         |
| 52"        | 52"   | 14           | 8                        | 168                                | 5,100         | 80                      | 63.8                          | 172mm x 12mm    | 3-S                         |
| 52"        | 52"   | 11           | 8                        | 172                                | 5,126         | 87                      | 71                            | 172mm x 12mm    | 3-S                         |
| 42"        | 42"   | 11           | 8                        | 200                                | 2,400         | 62                      | 38.7                          | 172mm x 12mm    | 3-S                         |
| 52"        | 52"   | 17           | 8                        | 168                                | 5,439         | 60                      | 80.2                          | 172mm x 12mm    | 3-S                         |
| 52"        | 52"   | 13           | 8                        | 167                                | 6,352         | 64                      | 82.3                          | XTR200 - 30mm   | 4-S W-81                    |
| 60"        | 60"   | 47           | 9                        | 155                                | 6,736         | 99.3                    | 67.8                          | XTR200 - 30mm   | 4-S W-81                    |
| 60"        | 60"   | 22           | 8                        | 173                                | 6,494         | 115                     | 56                            | XLP Plus - 40mm | IW3 W-84                    |
| 60"        | 60"   | 22           | 8                        | 208                                | 7,087         | 30.9                    | 230                           | 165 DC          | DC                          |
| 52"        | 52"   | 28           | 8                        | 334                                | 3,125         | 71                      | 43.8                          | 188mm x 20mm    | PAT W-505/D4† W-745L        |
| 44"        | 44"   | 28           | 8                        | 278                                | 3,915         | 73                      | 61.5                          | 188mm x 20mm    | PAT W-505/D4† W-745L        |
| 52"        | 52"   | 8            | 8                        | 190                                | 4,251         | 74                      | 57.5                          | 188mm x 20mm    | 4-S                         |
| 56"        | 56"   | 33           | 8                        | 155                                | 9,509         | 89                      | 86                            | 188mm x 20mm    | PAT W-505                   |
| 53"        | 45"   | 25           | 8                        | 215                                | 6,790         | 90                      | 75                            | 188mm x 20mm    | 3-S                         |
| 62"        | 62"   | 27           | 8                        | 156                                | 6,674         | 86                      | 78                            | 188mm x 20mm    | WT2 W-72                    |
| 84"        | 84"   | 19           | 9                        | 83                                 | 5,170         | 109                     | 47.4                          | XLP-2000 - 28mm | 4-S W-81                    |
| 64"        | 64"   | 40           | 9                        | 175                                | 6,852         | 92                      | 85                            | 188mm x 20mm    | WT2 W-72                    |
| 52"        | 44"   | 25           | 8                        | 175                                | 6,003         | 119                     | 50.5                          | XLP-2000 - 28mm | IW3 W-85                    |
| 56"        | 56"   | 36           | 8                        | 153                                | 6,162         | 102                     | 60.5                          | XLP-2100 - 33mm | IW3 W-85                    |
| 47"        | 47"   | 28           | 8                        | 187                                | 5,832         | 72                      | 81                            | 188mm x 20mm    | WT2 W-72                    |
| 54"        | 54"   | 38           | 10                       | 162                                | 6,005         | 103                     | 58.1                          | XLP-2000 - 28mm | 3-S                         |
| 54"        | 54"   | 35           | 9                        | 169                                | 6,050         | 108                     | 58.2                          | XLP-2000 - 28mm | IW3 W-85                    |
| 50"        | 42"   | 20           | 8                        | 194                                | 5,226         | 108                     | 49.3                          | XLP-2000 - 28mm | IW3 W-85                    |
| 50"        | 42"   | 27           | 8                        | 194                                | 5,153         | 104                     | 58                            | XLP-2000 - 28mm | 4-S                         |
| 50"        | 42"   | 27           | 8                        | 201                                | 6,226         | 108                     | 57.8                          | XLP-2000 - 28mm | 4-S                         |
| 54"        | 54"   | 19           | 8                        | 170                                | 6,416         | 32                      | 199.3                         | 165 DC          | DC                          |
| 50"        | 42"   | 20           | 8                        | 206                                | 6,238         | 83                      | 75.2                          | 188mm x 20mm    | D4† W-745L                  |
| 50"        | 42"   | 20           | 8                        | 206                                | 6,232         | 82                      | 79.8                          | XTR200 - 30mm   | 4-S                         |
| 54"        | 54"   | 23           | 8                        | 202                                | 7,440         | 86                      | 89.9                          | 188mm x 20mm    | WT2 W-72                    |
| 54"        | 54"   | 45           | 8                        | 120                                | 4,880         | 67                      | 69.7                          | 188mm x 25mm    | WT2 W-73                    |
| 54"        | 54"   | 39           | 8                        | 140                                | 6,739         | 68                      | 73                            | 188mm x 25mm    | WT2 W-73                    |
| 52"        | 52"   | 27           | 8                        | 201                                | 5,640         | 87                      | 84                            | 172mm x 20mm    | WT2 W-72                    |
| 36"        | 36"   | 20           | 8                        | 285                                | 3,074         | 50                      | 62                            | 153mm x 12mm    | WT2 W-72                    |
| 54"        | 54"   | 33           | 8                        | 172                                | 6,115         | 110                     | 55.6                          | XLP-2000 - 28mm | IW3 W-85                    |
| 54"        | 54"   | 36           | 8                        | 165                                | 6,554         | 39                      | 215                           | 165 DC          | DC                          |
| 52"        | 52"   | 30           | 8                        | 208                                | 5,476         | 83.3                    | 86.5                          | 172mm x 20mm    | D4† W-745L                  |
| 60"        | 60"   | 19           | 8                        | 220                                | 6,694         | 72                      | 82.7                          | 188mm x 20mm    | PAT W-505                   |
| 54"        | 54"   | 45           | 8                        | 157                                | 6,173         | 97                      | 84.3                          | XTR200 - 30mm   | 4-S W-81                    |
| 50"        | 42"   | 20           | 8                        | 200                                | 6,611         | 86                      | 86                            | 172mm x 20mm    | 3-S                         |
| 68"        | 68"   | 48           | 9                        | 106                                | 7,296         | 101                     | 73                            | 172mm x 18mm    | 3-S                         |
| 50"/62"    | 42"   | 19           | 8                        | 189                                | 6,105         | 105                     | 57.8                          | XLP-2000 - 28mm | 3-S                         |
| 54"        | 54"   | 38           | 8                        | 166                                | 6,456         | 83                      | 83                            | 188mm x 20mm    | WT2 W-72                    |
| 54"        | 54"   | 32           | 10                       | 165                                | 4,809         | 94.9                    | 50.7                          | XLP-2000 - 28mm | 4-S W-811                   |
| 56"        | 56"   | 38           | 8                        | 156                                | 6,537         | 84                      | 77.9                          | 188mm x 25mm    | D4† W-740L                  |
| 54"        | 46"   | 23           | 8                        | 220                                | 6,250         | 122                     | 51                            | XLP-2000 - 28mm | IW3 W-85                    |
| 54"        | 54"   | 20           | 8                        | 208                                | 6,885         | 120                     | 57.6                          | XLP Plus - 36mm | PAT W-61                    |
| 31"        | 31"   | 17           | 8                        | 255                                | 3,127         | 51                      | 61.9                          | 153mm x 20mm    | 3-S                         |
| 54"        | 54"   | 36           | 8                        | 150                                | 5,627         | 70                      | 80.4                          | 172mm x 20mm    | PAT W-505                   |
| 54"        | 54"   | 50           | 9                        | 215                                | 6,772         | 90                      | 75                            | 188mm x 20mm    | WT2 W-73                    |

Technology  
 3-S = Three-Speed  
 I† = Insta-Touch  
 4-S = Four-Speed  
 D† = Dynamic-Touch  
 A† = Advance-Touch  
 D† = Direct-Touch  
 DC = DC 6-speed