




A Marley Engineered Products Brand

HBB LIQUID FILLED ELECTRIC HYDRONIC HEATERS



THE HYDRONIC STORY:



The electric heating element is partially submerged in an inert heat transfer fluid totally sealed in a large 7/8" diameter copper tube spanning the length of the heater. This thermal mass transfers heat evenly across the entire length of the heater. The HBB series provides uniform warmth with longer heat retention and minimal temperature variation.

For optimum performance, use a wall mounted digital thermostat to maintain comfortable room temperature.

▶ APPLICATIONS INCLUDE:

- NEW HOME CONSTRUCTION
- REMODELING OR ROOM ADDITIONS
- APARTMENTS
- CONDOS
- LIGHT COMMERCIAL

▶ DURABLE NAVAJO WHITE TEXTURED POLYESTER POWDER COAT FINISH

▶ EFFICIENT HEAT DISSIPATION

- LARGE ALUMINUM HEATING FINS DELIVER A STEADY CONVECTION FLOW

▶ EASY INSTALLATION

- HEATER MOUNTS FLUSH TO WALL AND FLAT ON WOOD, TILE, OR CARPET
- PRE-NOTCHED GUIDE MARKS IN CABINET REAR
- POWER SUPPLY CONNECTION CAN BE MADE AT EITHER END OF BASEBOARD

▶ SAFE OPERATION

- LOW OPERATING SURFACE TEMPERATURES
- SAFETY CUTOUT SHUTS DOWN HEATER IN THE EVENT OF OVERHEATING

▶ BRAND YOU KNOW AND TRUST

- 10-YEAR LIMITED WARRANTY ON ELEMENT
- OVER FOUR DECADES OF ELECTRIC HYDRONIC EXPERIENCE



SELECTION CHART

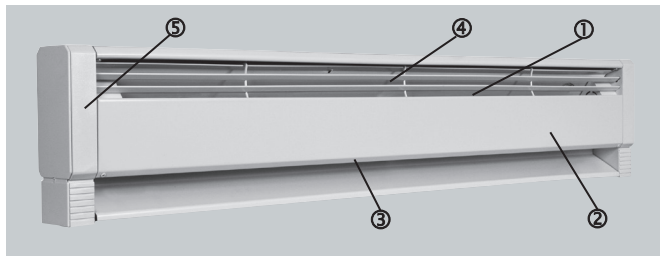
CATALOG NUMBER	UPC 6 85360	VOLTS	WATTS	BTU/HR	AMPS	LENGTH	SHIP WEIGHT (lbs.)
HBB500	03577 2	120	500	1706	4.2	28 inches	10
HBB508	03580 2	208	500	1706	2.4	28 inches	10
HBB504	03578 9	240/208	500/375	1706/1280	2.1/1.8	28 inches	10
HBB750	03581 9	120	750	2560	6.3	34 inches	12
HBB758	03584 0	208	750	2560	3.6	34 inches	12
HBB754	03582 6	240/208	750/563	2560/1921	3.1/2.7	34 inches	12
HBB1000	03562 8	120	1000	3413	8.3	46 inches	15
HBB1008	03565 9	208	1000	3413	4.8	46 inches	15
HBB1004	03563 5	240/208	1000/750	3413/2560	4.2/3.6	46 inches	15
HBB1250	03566 6	120	1250	4265	10.4	58 inches	19
HBB1258	03569 7	208	1250	4265	6	58 inches	19
HBB1254	03567 3	240/208	1250/938	4265/3200	5.2/4.5	58 inches	19
HBB1500	03570 3	120	1500	5120	12.5	70 inches	22
HBB1508	03573 4	208	1500	5120	7.2	70 inches	22
HBB1504	03571 0	240/208	1500/1125	5120/3839	6.3/5.8	70 inches	22
HBB2008	03576 5	208	2000	6826	9.6	94 inches	30
HBB2004	03574 1	240/208	2000/1500	6826/5120	8.3/7.2	94 inches	30

Accessories

CATALOG NUMBER	UPC 6 85360	DESCRIPTION	SHIP WEIGHT (lbs.)
HBBT1	04606 8	25 amp @ 120-277 VAC, Single Pole Snap Action Thermostat Assembly. Comes Assembled to End Cap	1
HBBT2	04608 2	25 amp @ 120-277 VAC, Double Pole Snap Action Thermostat Assembly. Comes Assembled to End Cap	1
HBBT1TP	04607 5	Same as Model LFT1 except Tamper Proof Version	1
HBBT2TP	04609 9	Same as Model LFT2 except Tamper Proof Version	1
HBBAC	04564 1	Air Conditioner Outlet Section, 20 amps @ 208/240 VAC. NEMA 5-15R	2
HBBDR	04571 9	Duplex Receptacle Section, 15 amps @ 120 VAC. NEMA 5-15R	2
HBBSDR120	14796 3	2 Pole Disconnect switch /120v receptacle	3
HBBWS	04610 5	8" Blank Wiring Section	1
HBBLVR0	04602 0	Low Voltage Relay Section Control, 25 amps @ 120 VAC	3
HBBLVR8	04605 1	Low Voltage Relay Section Control, 25 amps @ 208 VAC	3
HBBLVR4	04603 7	Low Voltage Relay Section Control, 25 amps @ 240 VAC	3
HBBADS2	04565 8	2 Pole Disconnect Switch Section	2.5
OBDBS2	04789 8	2' Blank Section	6
OBDBS3	04790 4	3' Blank Section	8
OBDBS4	04791 1	4' Blank Section	11
OBDBS5	04792 8	5' Blank Section	14
OBDBS6	04793 5	6' Blank Section	16
OBDBS8	04794 2	8' Blank Section	22
OBDCIC	04796 6	Inside Corner	1
OBDCOC	04797 3	Outside Corner	1

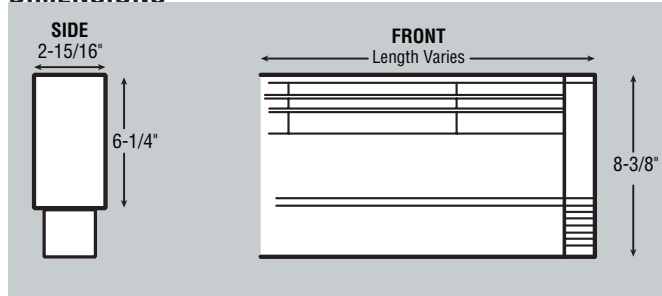
Note: HBBAC, HBBDR, HBBLVR#, HBBWS accessories add 8" to baseboard length.

FEATURES



- ① Hydronic Element
- ② Built-in wireway
- ③ Durable texture polyester powder coat finish
- ④ Heavy-duty steel louvered grilles discourage insertion of foreign objects and direct heat outward
- ⑤ Large wiring compartment

DIMENSIONS



All knockouts are 7/8" diameter for 1/2" conduit